DIN GROUP

# 39th Annual Report
# 2026

Din®

## Din Textile Mills Ltd.

DIN GROUP

# INSIDE STORY


02 Corporate Vision / Mission Statement
03 Corporate Information
04 Company Profile
05 Board of Directors
11 Board of Directors' Committees
15 Organization Chart
16 Our Core Values
18 Sustainability Policy
19 Sustainability Report
25 Code of Ethics & Business Practices
29 Events Calendar
30 Notice of Annual General Meeting
32 Chairman's Message
33 Chairman's Review
38 Directors' Report
46 Key Highlights for the Year
47 Summary of Cash Flow Statement
48 Six Years at a Glance
49 Statement of Value Added
50 Horizontal Analysis
51 Vertical Analysis
52 DuPont Analysis
54 Graphical Analysis of Six Years at a Glance
58 Detail of Pattern of Share Holding
60 Review Report of the Members on Statement of Compliance With Best Practice of Code of Corporate Governance
61 Statement of Compliance with the Code of Corporate Governance
67 Auditor's Report to the Members
73 Statement of Financial Position
74 Statement of Profit or Loss
75 Statement of Comprehensive Income
76 Statement of Changes in Equity
77 Statement of Cash Flow
78 Notes to Financial Statements
119 Directors' Report (Urdu)
125 Chairman's Review (Urdu)
127 Notice of Annual General Meeting (Urdu)
Proxy Form
Proxy Form (Urdu)

## OUR VISION

We aim at transforming Din Textile Mills Ltd. ( DTML) into a Complete Textile unit to further explore international market of very high value products.
Our emphasis would be on product and market diversification, value addition and cost effectiveness. We intend to fully equip the Company acquire pioneer role in the economic development of the country.

## OUR MISSION

The Company should secure and provide a rewarding return on investment to its shareholders and investors, quality products to its customers a secured and friendly environment at place of work to its employees and present itself a reliable partner to all business associates.

## OUR AMBITION

Leading Textile Sector through innovation, value addition, Contributing significant role in social and economic sector of the Country.

## ORGANIZATIONAL CULTURE

Din Textile's organizational culture is a driving force that pushes the company to move further and faster. our organizational culture refers to the traditions, customs, beliefs, assumptions, values and ways of interacting that contribute to the unique social and psychological environment of the organization.
Our corporate culture motivates our employees to share information, knowledge and skills with openness and in harmonized environment. It enables the Company to maintain its competitiveness in its business area. Din Textile ensures that its workforce is competent in addressing business needs linked to the external forces and customers' requirements. We actively develop our cultural strengths through institutional measures, like training and through informal approaches, such as personalized leadership and management support. The Company also emphasizes the importance of openness among employees, as a way of promoting a positive mindset. Efforts to continuously improve the characteristics of Din Textile's organizational culture are applied and it maintains more progressive, growth oriented, creative, innovative work environment.

# CORPORATE INFORMATION

## Board of Directors

| | | | |
|---|---|---|---|
| Shaikh Muhammad Jawed | Chairman | Shaikh Mohammad Raffay | Director |
| Shaikh Muhammad Pervez | Director | Mr. Ehtesham Maqbool Elahi | Director |
| Shaikh Muhammad Tanveer | Chief Executive | Mr. Ali Farooq | Director |
| Shaikh Mohammad Naveed | Director | Ms. Farah Agha | Director |
| Mr. Faisal Jawed | Director | | |

## Company Secretary
Mr. Umair Ahmed Qureshi
ACA, ACCA

## Chief Financial Officer
Mr. Ahsan Nazir Khawaja
(FCA)

## Auditors
Naveed Zafar Ashfaq Jaffery & Co.,
Chartered Accountants

## Legal Advisor
Mohsin Tayebaly & Co.

## Registered Office
Din House, 35-A/1, Lalazar Area, Opp. Beach Luxury Hotel, M. T. Khan Road, Karachi.

## Share Registrar
CDC Share Registrar Services Limited
CDC House, 99-B, Block "B" S.M.C.H.S.
Main Shahrah-e-Faisal Karachi-74400.
Customer Support Services (Toll Free) 0800-23275
Fax: (92 21) 34326053
Email: info@cdcsrsl.com
Website: www.cdcsrsl.com

## Website
www.dingroup.com

## Email:
textile@dingroup.com

## Bankers
- Allied Bank Limited
- Bank Alfalah Limited
- Bank Al-Habib Limited
- Bank Islami Pakistan Limited
- Dubai Islamic Bank Pakistan Limited
- Faysal Bank Limited
- Habib Bank Limited
- Habib Metropolitan Bank Limited
- MCB Bank Limited
- MCB Islamic Bank Limited
- Meezan Bank Limited
- National Bank of Pakistan

## Audit Committee

| | |
|---|---|
| Mr. Ehtesham Maqbool Elahi | Chairperson |
| Shaikh Muhammad Pervez | Member |
| Mr. Faisal Jawed | Member |

## Human Resource and Remuneration Committee

| | |
|---|---|
| Mr. Ali Farooq | Chairperson |
| Mr. Faisal Jawed | Member |
| Shaikh Mohammad Raffay | Member |

## Credit Rating
Long term rating A- (A Minus)
Short term rating A2 (A Two)
by Pakistan Credit Rating Agency (PACRA)

## Mills
Unit-I, II & Dyeing: Kot Akbar Khan, 70 Km Multan Road, Tehsil Pattoki, District Kasur, Punjab.
Unit-III, Weaving and stitching: Revenue Estate, Bhai Kot, Tablighi Chowk,Raiwind Road, Tehsil and District Lahore - Punjab.
Unit-IV: Dars Road, Off Raiwind Manga Road, Bachuki Majha Distt. Kasur.

# COMPANY PROFILE

From the day of inception, Din Textile has been constantly striving to achieve excellence and generate highest value for all of its stakeholders. Today Din Textile holds an unchallenged position at forefront of industry, within the country and overseas for its groundbreaking developments and innovative products line, Din Textile has gained immense trust for delivering superior quality products for exceeding the customer expectations. This is a testimony to Din's unwavering commitment to total satisfaction of its customers.

Under the dynamic leadership of the Group and strong Human Resource, Din Textile Mills Ltd. was founded in 1988 and in a very short time became an icon for the value added spinning industry in Pakistan. With four state-of-the-art spinning units, one weaving, stitching unit and one dyeing unit located at Multan Road Pattoki and Raiwind having consolidated annual production capacity of yarn 46.11/ Million Kgs, fabric 88.31/ Million square meter and dyeing of Fiber and Yarn 4.89 million Kgs.

With an consolidated annual turnover of Rs. 33.09 billion, Din's aims to create superior value for its customers and stakeholders without compromising on commitments to safety, environment, health and other social responsibilities for the communities in which it operates.

## OUR PRODUCT RANGE

| | | |
|---|---|---|
| Combed Compact Yarn | Core Spun Yarn | Dyed Yarn |
| Slub Lycra Yarn | Slub Yarn | Ply Yarn |
| Melange Yarn | Greige Fabric | Bed Sheets |

# BOARD OF DIRECTORS

## Shaikh Muhammad Jawed
Chairman

Shaikh Muhammad Jawed is the Non Executive Director and Chairman of Din Textile Mills Limited (Unit of Din Group of Companies). After completion of his academic life, he joined his family business in 1975. He has played a vital role in the growth and success of the Group. He is actively engaged in many social and welfare projects which are running for the cause of humanity and are helping the needy and poor people.

**In addition to the above, he is also:**

- CEO/Director — Din Leather (Pvt.) Limited
- CEO/Director — Din Farm Products (Pvt.) Limited
- Director — Adamjee Insurance Company Limited
- Director — Adamjee Life Assurance Company Limited
- Director — MCB Bank Limited

## Shaikh Muhammad Pervez
Director

Shaikh Muhammad Pervez is the Non-Executive Director of Din Textile Mills Limited (Unit of Din Group of Companies). After completion of his academic life, he joined his family business in 1975. He has played a vital role in the growth and success of the Group. He is actively engaged in many social and welfare projects which are running for the cause of humanity and are helping the needy and poor people.

**In addition to the above, he is also:**

- Chairman /Director — Din Energy Limited
- Director — Din Leather (Private) Limited
- Director — Din Power Limited
- Director — Din Farm Products (Private) Limited
- Director — Kanal (Private) Limited
- Director — Lahore Institute of Medical Sciences
- Director — Indus Hospital & Health Network
- Chairman — Indus Hospital & Health Network-Jubilee Town Lahore
- Member — Chiniot Anjuman Islamia
- Member — Managing Committee Alhumra Falah o Behbood Association
- Vice President — Patient Behbood Society for Agha Khan University Hospital
- Vice Chairman — Chiniot Baitulmaal

## Shaikh Muhammad Tanveer
Chief Executive

Shaikh Muhammad Tanveer is the Chief Executive of Din Textile Mills Limited ( Unit of the Din Group of Companies). After joining as Director of Din Textile Mills Limited, his contribution in the growth of Company's business is remarkable. He has also visited many countries both as single entrepreneur and as part of high-ranking business delegations.

He has held various positions such as Chairman of Punjab Industrial Estate (PIE), and actively involved in various business and industrial development projects of the Government of Punjab. He has held the position of Chairman of All Pakistan Textile Mills Association (APTMA). In his tenure, APTMA achieved remarkable milestones for the Development of Textile Sector in Pakistan.

He acquired certificate under the Directors' Training Program, as required by Listed Companies (Code of Corporate Governance) Regulations, 2019, from Institute of Chartered Accountants of Pakistan in 2015.

## Shaikh Mohammad Naveed
Director

Shaikh Mohammad Naveed is the Executive Director of Din Textile Mills Limited (Unit of Din Group of Companies). He is a Graduate from Boston University (BU), USA in Bachelor of Science in Business Administration (BSBA) and Bachelor of Arts in Economic (BA Econ). He is a Qualified ISO-9000 Auditor from International Registrar of Certified Auditors (IRCA) & Microsoft Certified Professional (MCP).

Being a Director of Din Textile Mills Limited, his prime responsibility is to take care of the Sales, Procurement Balancing and Modernization of Textile Spinning, Dyeing, Power Plants of the Company to meet high quality standard of the products.

He acquired certificate under the Directors' Training Program, as required by Listed Companies (Code of Corporate Governance) Regulations, 2019, from PICG in 2015.

**In addition to the above, he also held portfolios as follows :-**

- President, Pakistan China Joint Chamber of Commerce & Industry (PCJCCI) 2017-18, 2020-21.
- Chairman International Affairs, Pakistan China Joint Chamber of Commerce & Industry (PCJCCI) 2018-2019.
- President, Board of Directors, Lahore American School (LAS) 2011-2017.
- Treasurer, Board of Directors, Lahore American School (LAS) 2007-2011.
- Member of Managing Committee, (FPCCI) for the years 2018-2019.
- Member, Young Presidents' Organization (YPO) Indus Chapter.
- President, Boston University (BU) Alumni Association of Pakistan.
- President, Entrepreneur Organization (EO), Pakistan, 2004-2005.

## Mr. Faisal Jawed
Director

Mr. Faisal Jawed serves as a Non-Executive Director at Din Textile Mills Limited (Unit of Din Group of Companies). He holds a Bachelor of Business Administration (BBA) with a specialization in Marketing. Committed to continuous learning, Mr. Faisal frequently participates in various business and administration courses conducted by esteemed institutions like LUMS and other leading business schools.

With extensive experience in marketing, Mr. Faisal is known for his exceptional negotiation skills. In his role at Din Textile Mills Limited, he plays a pivotal role in advising on the procurement of essential materials such as cotton,

man-made fibers and filaments. His expertise extends to operational and office management, where his insights contribute significantly to enhancing the Company's productivity and profitability.

In 2014, Mr. Faisal earned a certificate under the Directors' Training Program, as mandated by the Listed Companies (Code of Corporate Governance) Regulations, 2019, from the Institute of Chartered Accountants of Pakistan. His comprehensive understanding of corporate governance further strengthens his ability to provide valuable strategic guidance to the Company.

Mr. Faisal has attended numerous international seminars and has been part of various delegations that traveled abroad. These experiences have broadened his global perspective and enhanced his understanding of international markets and industry trends.

Mr. Faisal is also deeply involved in philanthropy. He actively supports various charitable initiatives and social causes, focusing on education, healthcare, and community development. His commitment to giving back to society is reflected in his participation in several non-profit organizations and his efforts to drive positive change within local communities.

## Shaikh Mohammad Raffay

Director

Shaikh Mohammad Raffay is Executive Director of Din Textile Mills Ltd., a company of the Din Group. He leads the Group's weaving and home-textile stitching operations, with a focus on operational performance and business growth.

In addition to his corporate responsibilities, Mr Raffay is actively engaged in philanthropy and has served on the boards of charitable and welfare organisations, including KITCC.

### Education

**American University in Dubai**
Undergraduate degree with a double concentration in Finance and Banking, and Management
**Cass Business School, City University, UK**
Master's degree

### Executive Development

His executive development includes the Director Training Program at the Pakistan Institute of Corporate Governance (PICG) in June 2020, the IWLS-2 workshop at National Defence University, and Finance for Non-Financial Managers at Lahore University of Management Sciences (LUMS) in April 2019, alongside other short-term professional programmes.

### Current Directorships and Affiliations

**DIN TEXTILE MILLS LTD. | Director**
Din Textile Mills is a leading exporter of value-added yarns. Its integrated operations include three modern spinning units, yarn dyeing, state-of-the-art air-jet weaving and home-textile stitching. The Company has twice received the Karachi Stock Exchange Top 25 Companies Award.

**DIN CORPORATION (PVT.) LTD. | Director**
Established its real-estate business in 2015 and has since diversified into related activities. The company also has interests in renewable energy, textiles and technology start-ups.

**DIN DEVELOPMENTS (PVT.) LTD. | Director**
Active in real estate since 2017, with continued diversification into related activities.

**DIN SPHERE (PVT.) LTD. | Director**
Active in real estate since 2017, with continued diversification into related activities.

**ALL PAKISTAN TEXTILE MILLS ASSOCIATION (APTMA) | Zonal Committee Member**
Serves as a member of APTMA's Zonal Committee.

## Mr. Ehtesham Maqbool Elahi
Independent Director

Mr. Ehtesham Maqbool Elahi has served as an Independent Non-Executive Director of Din Textile Mills Limited since 2019. He is a seasoned corporate leader with nearly two decades of experience in executive leadership, business transformation, manufacturing and corporate governance.

Mr. Elahi holds a degree in Management from The American University in Dubai and is a Certified Corporate Director, having obtained his certification from the Pakistan Institute of Corporate Governance (PICG) in 2014.

His professional expertise encompasses change management, corporate turnarounds, manufacturing excellence, supply chain optimization, human resource development, IT and ERP implementation, digital transformation, strategic planning, negotiation and team building. He has also been actively involved in family business management and the establishment and development of new ventures.

Mr. Elahi currently serves as Managing Director of Macpac Films Limited, where he provides strategic leadership and oversees business operations with a strong focus on operational excellence, innovation, productivity, and sustainable growth. His professional interests extend to packaging innovation, agritech, sustainability, food security, nutrition, healthcare and the development of responsible and future-focused business models.

In addition to his role at Din Textile Mills Limited, Mr. Elahi serves on the boards of several companies, including:

- Director of Macpac Films Limited
- Director of Toyo Packaging (Private) Limited
- Director of TGA Sustainability (Private) Limited
- Director of MAC Business Solution (Private) Limited
- CEO / Director of Ugao Agritech (Private) Limited
- Director of MAC Properties (Private) Limited

## Mr. Ali Farooq
Independent Director

Mr. Ali Farooq is an Independent Non-executive Director of our Company since March 2022. He holds a B.E.in Mechanical Engineering from Ghulam Ishaq Khan Institute of Engineering Sciences and Technology, Topi Swabi, Khyber Pakhtunkhwa.

Mr. Ali Farooq is an industrialist having experience of more than two decade having specialization in sales & marketing and have played a vital role in success of Interwood Mobel Pvt. Ltd., a furniture manufacturing, contracting, and retailing company.

Honors and Awards:

* Under his leadership, Interwood achieved several milestones including:
    - In April 2017- won the prestigious Pakistan Advertising Society (PAS) award in the office & furniture category;
    - In 2017, achieved the certification to be the first company in Pakistan to manufacture FSC (Forest Stewardship Council) certified furniture and fixtures;
      In 2008 awarded as U.A.E Q-Mark: certified company in South Asia by BM-TRADA for fire-rated doors.

* Milestones achieved in Founder of Entrepreneurs' Organization, Karachi Chapter:
    - 2009 – Rock Star Award;
    - 2013 – Rock Star Award – One of The Best Chapter, selected out of a total of 122 Chapters Worldwide.

* Mr. Ali Farooq is also involved in philanthropy activities:
    - **The Citizens Foundation:** Associated with financing -Education of a school in Karachi for the last 10 Years.
    - **AmanTech:** Strategic Alliance with EO Karachi Chapter since 2013. Also organized fund raisers for the purpose.

**<u>In Addition to the above, he is also: -</u>**

- Director Sales & Marketing - Interwood Mobel Pvt. Ltd
- Member Young Presidents' Organization – Karachi Chapter

He acquired certificate under the Directors' Training program, as required by Listed Companies (Code of Corporate Governance) Regulations, 2019, from Institute of Cost and Management Accountant of Pakistan (ICMA) in 2022.

## Farah Agha

Female Independent Director

**Accomplished Business Strategist | Visionary Leader | Advocate for Economic Growth**

Farah Agha comes from a distinguished business family with over three generations of expertise across the steel, shipbreaking and textile industries. Building on this legacy, she has forged a dynamic career spanning multiple sectors.

At the age of twenty-one, Ms. Agha founded a direct database marketing company. By twenty three, she procured, installed and successfully managed South Asia's largest open-end spinning mill. She later launched a vehicle tracking enterprise that became Pakistan's second-largest in its sector.

Expanding her reach internationally, Ms. Agha led the establishment of a real estate private equity fund in the United Arab Emirates and served as Chair of the country's largest property investment group. In this role, she collaborated with government authorities to help draft real estate sector legislation, promoting greater transparency and regulation.

Upon returning to Pakistan, she spearheaded Agha Grain Mills, a strategic food processing initiative aimed at

strengthening national food security and meeting growing consumer demand. She also founded a Western fashion line that blends innovative design with global trends.

In recognition of her leadership potential, Ms. Agha was selected by the U.S. Department of State at age twenty-eight for the International Mentoring Partnership Program, where she was mentored by Anne Mulcahy, former CEO of Xerox. During this program, she engaged with leaders including First Lady Laura Bush, Secretary of State Condoleezza Rice, and Senator Hillary Clinton. The same year, she was invited to speak at the Fortune Most Powerful Women Summit.

Her contributions to business and economic development earned her a role on the SAARC Women's Council and opportunities to represent Pakistan alongside Prime Minister Shaukat Aziz at diplomatic delegations in Shanghai and other global forums. Dedicated to supporting women entrepreneurs, Ms. Agha has led mentorship programs through the Export Promotion Bureau and was honored with a Business Excellence Award by the Sindh Government in 2007.

Most recently, she participated in the 2024 Fortune–U.S. Department of State Global Women's Mentoring Partnership Regional Gathering in Sri Lanka, fostering regional collaboration among leading women executives across South and Central Asia.

**Board Memberships & Certifications**

- Board Member, Pakistan Institute of Management, under the ambit of the Ministry of Industries and Production
- First Female Director, Pakistan International Bulk Terminal (PIBT)
- Board Member, Din Textile
- Board Member, Special Olympics Pakistan
- Board Member, Sindh Women's Swimming Association
- Committee Member, Sindh Alumni Association Network, National Defense University
- Graduate, National Security Workshop 20 and International China-Pakistan Economic Corridor Workshop, National Defense University
- Participant, International Program for Development and Stability, National Defense University
- Certified Director, Pakistan Institute of Corporate Governance,Karachi

**Academic and Professional Credentials**

- Dual Master's Degrees in Finance and Marketing
- Visiting Faculty, L'ecole and PAF-KEITS (Courses: Econometrics, Accounting, Finance)
- Former Lecturer in Strategic Financial Analysis, Institute of Business Management (IoBM)

**Additional Engagements**

- Former Member, Managing Committee, Karachi Gymkhana
- Featured for leadership and business insights by CNN, BBC and The National (Abu Dhabi)

Ms. Agha continues to champion economic growth, sustainable business practices, and women's empowerment across South Asia and beyond. Her diverse leadership experiences across industries reflect a commitment to strategic innovation, national development, and global collaboration.

# BOARD OF DIRECTORS' COMMITTEES

## 1- AUDIT COMMITTEE

The audit committee consists of all Non-Executive Directors that assists the Board in a manner provided in the Code of Corporate Governance issued by SECP and forming part of the Listing Regulations of the Stock Exchange in Pakistan. The chairman of audit committee of Din Textile Mills Ltd. is also an independent/Non-Executive Director.

### AUDIT COMMITTEE MEMBERS

| S. No | NAME OF DIRECTORS | | |
|---|---|---|---|
| 1 | Mr. Ehtesham Maqbool Elahi | (Independent / Non-executive Director ) | Chairperson |
| 2 | Shaikh Muhammad Pervez | (Non-executive Director ) | Member |
| 3 | Mr. Faisal Jawed | (Non-executive Director ) | Member |

### MEETINGS OF THE COMMITTEE

| S. No. | Name of Director | Total No. of Meetings | Meeting Attend |
|---|---|---|---|
| 1 | Mr. Ehtesham Maqbool Elahi | 4 | 3 |
| 2 | Shaikh Muhammad Pervez | 4 | 3 |
| 3 | Mr. Faisal Jawed | 4 | 4 |

### Terms of Reference

A strong control environment and established internal control framework exists in the Company comprising clear structures, segregation of duties, authorization limits for the Company officials for operating bank accounts and approving expenditures, well-defined policies and procedures, budgeting and review processes to reduce the risk of undetected error / fraud and limit opportunities for misappropriation of assets or concealment of intentional misstatements.

The Terms of Reference of Audit Committee were presented to the members as required under the Code of Corporate Governance and the same was approved by the Board of Directors. Accordingly, the contents of the same are as under:

### Financial Reporting

The Company has followed appropriate accounting standards and made appropriate estimates and judgments, taking into account views of the external auditor.

- Review of quarterly, half-yearly and annual financial statements of the Company before their approval by the Board of Directors, focusing on:

  - Major judgmental areas, where different approaches are possible;
  - Significant adjustments resulting from the audit;
  - Going concern assumption;
  - Any changes in accounting policies and practices, on a year by year basis;
  - Compliance with applicable accounting standards;
  - Compliance with listing regulations and other statutory and regulatory requirements; and
  - All related party transactions.

- Review of preliminary announcements of results before publication.

## Internal Controls and Risk Management Systems

- Review of the scope and extent of internal audit, audit plan, reporting framework and procedures and ensuring that the internal audit function has adequate resources and is appropriately placed within the Company;

- Review of the Company's statement on internal control systems before endorsement by the Board of Directors and internal audit reports;

- Ascertaining that the internal control systems including financial and operational controls, accounting systems for timely and appropriate recording of purchases and sales, receipts and payments, assets and liabilities and the reporting structure are adequate and effective;

- Determination of appropriate measures to safeguard the Company's assets and detection of frauds; and

- Consideration of major findings as a result of internal investigations of activities characterized by fraud, corruption and abuse of power and management's response thereto.

## Compliance

- Review the adequacy and security of the Company's arrangements for its employees and its contractors to raise concerns, in confidence, about possible wrongdoing in financial reporting or other matters. The Committee shall ensure that these arrangements allow a proportionate and independent investigation of such matters and appropriate follow up action;

- Monitoring compliance with the best practices of corporate governance and identification of significant violations thereof, receiving non-compliance reports (if any): and

- Determination of compliance with relevant statutory requirements.

## External Audit

- Consider and make recommendations to the Board about the appointment, re-appointment, audit fees and removal of the Company's external auditor. The Committee shall oversee the selection process for a new auditor and if an auditor resigns, the committee shall investigate the issues leading to his resignation and decide whether any action is required. The Board of Directors shall give due consideration to the recommendations of the Audit Committee and where it acts otherwise it shall record the reasons thereof;

- Review the management letter and management's response to the auditor's findings and recommendations;

- Develop and implement a policy on the supply of non-audit services by the external auditor, taking into account any relevant ethical guidance on the matter; and

- Facilitating the external audit and discussion with external auditors on major observations arising from the half-yearly review and annual audit, including any matter that the auditors may wish to highlight (in the absence of management, where necessary).

### Reporting Procedure

- The Committee shall make whatever recommendations to the Board it deems appropriate on any area within its remit where action or improvement is needed; and

- The Committee shall produce a report on its activities to the Board of Directors.

### Other Matters

- Instituting special projects, value for money studies, or other investigations on any matter specified by the Board of Directors in consultation with the CEO and to consider remittance of any matter to the external auditors or any other external body;

- Arrange for periodic reviews of its performance and at least annually, review its constitution and terms of reference to ensure it is operating at maximum effectiveness and recommend any changes it considers necessary to the Board for approval;

- Review of arrangement for staff and management to report to the Audit Committee in confidence, concerns, if any, about actual or potential improprieties in financial and other matters and recommend instituting remedial and mitigating measures;

- Be responsible for the coordination of the internal and external auditors; and

- Consideration of any other issue or matter as may be assigned by the Board of Directors.

## Review of Terms of Reference

The terms of reference of the Committee may be revised and modified with the approval of the Board.

## 2 HUMAN RESOURCE AND REMUNERATION COMMITTEE ( HR & R )

The Human Resource and Remuneration Committee consists of one Executive and two Non-Executive Directors that assist the Board in devising and implementing Human Remuneration management policies. The Chairman of HR&R of Din Textile Mills Limited is also an Independent Director.

**HUMAN RESOURCE AND REMUNERATION COMMITTEE MEMBER**

| S. No | NAME OF DIRECTORS | | |
|---|---|---|---|
| 1 | Mr. Ali Farooq | (Independent / Non-executive Director ) | Chairperson |
| 2 | Mr. Faisal Jawed | (Non-executive Director ) | Member |
| 3 | Shaikh Mohammad Raffay | (Executive Director ) | Member |

**MEETINGS OF THE COMMITTEE**

| S. No. | Name of Director | Total No. of Meeting | Date | Meeting Attend |
|---|---|---|---|---|
| 1 | Mr. Ali Farooq | 1 | 01-09-2025 | 1 |
| 2 | Mr. Faisal Jawed | 1 | 01-09-2025 | 1 |
| 3 | Shaikh Mohammad Raffay | 1 | 01-09-2025 | 1 |

## Terms of Reference

- Recommending human resource management policies to the Board;

- Recommending to the Board the selection, evaluation, compensation (including retirement benefits) and succession planning of the CEO;

- Recommending to the Board the selection, evaluation, compensation (including retirement benefits) of CFO, Company Secretary and Head of Internal Audit. This will include benefits in kind, compensation payments, including any compensation payable for loss or termination of their office or appointment;

- Consideration and approval on recommendations of the CEO on such matters for key management positions who report directly to the CEO;

- The remuneration of Executive and Non-Executive Directors shall not fall within the preview of the HR & R Committee;

- Recommendations in respect of compensation including performance incentives will ensure that:
  - The Company can recruit, motivate and retain persons of high ability, caliber and integrity;
  - The packages are consistent with what is normal in the industry and/or specific job-wise, as determined through surveys conducted;
  - Incentives where applicable are based on criteria that have been carefully examined, discussed and authorized.

- Selection recommendation should ensure that the Company has a formal selection procedure which provides for:
  - A description of the position that requires to be filled with a profile of the ideal candidate; and
  - Selection Boards for various levels of recruitment.

- Performance evaluation should:
  - Be based on procedures formally specified and which override individual likes and dislikes; and
  - Provide for a discussion of the Annual Performance Report with each manager concerned.

- The Committee will also:
  - Review and approve compensation payable to senior management for any loss or on termination of service to ensure that it is consistent with contractual terms and otherwise fair;
  - Review and advise on the training, development and succession planning for the senior management regarding the Board's corporate goals and objectives;
  - Devise a procedure for the approval of HR related policies of the Company; and
  - Review from time to time as appropriate these Terms of Reference and the effectiveness of the Committee and recommend to the Board any necessary changes.

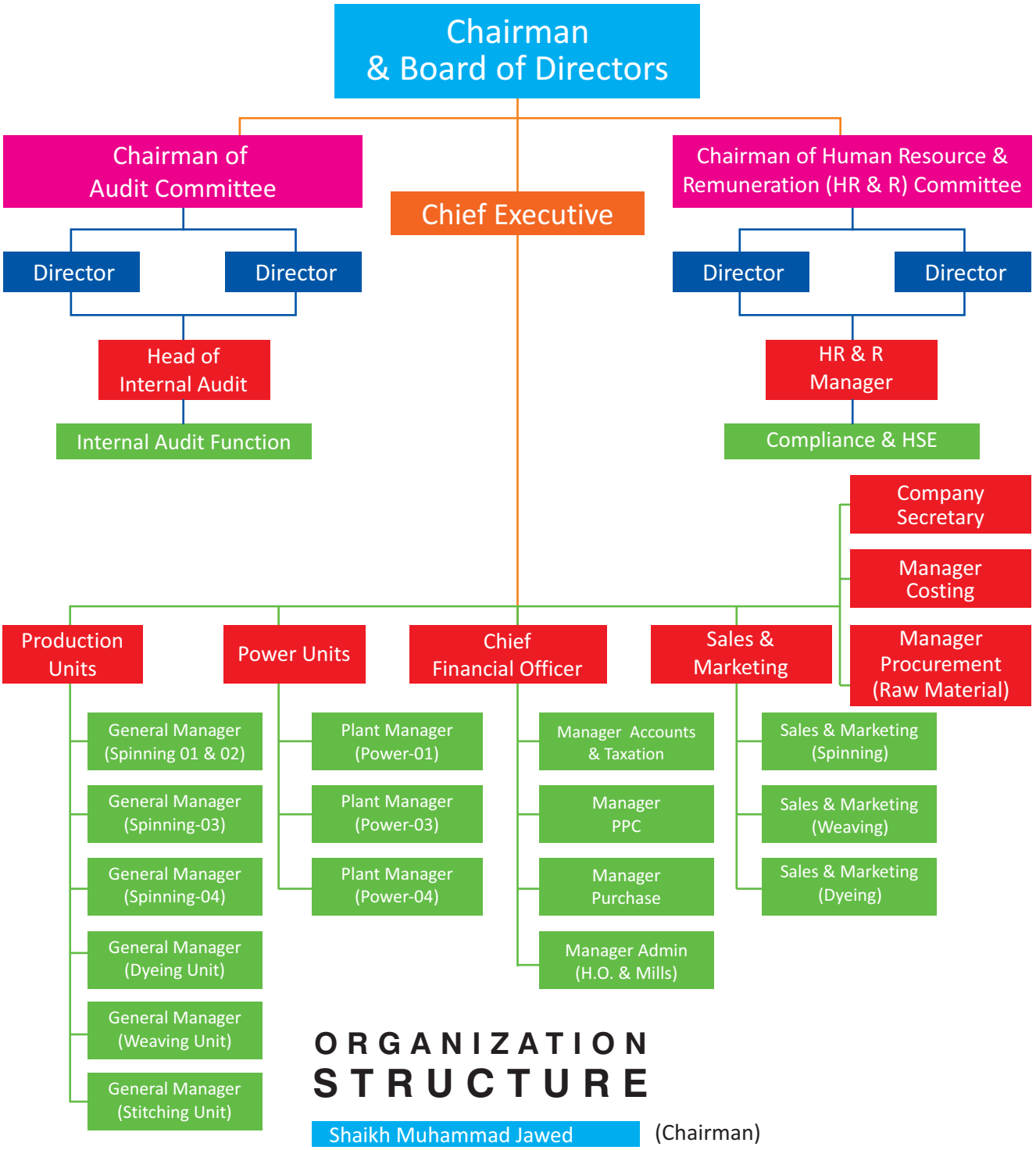


# ORGANIZATION STRUCTURE

| | |
|---|---|
| Shaikh Muhammad Jawed | (Chairman) |
| Shaikh Muhammad Pervez | (Director) |
| Shaikh Muhammad Tanveer | (Chief Executive) |
| Shaikh Mohammad Naveed | (Director) |
| Mr. Faisal Jawed | (Director) |
| Shaikh Mohammad Raffay | (Director) |
| Mr. Ehtesham Maqbool Elahi | (Director) |
| Mr. Ali Farooq | (Director) |
| Ms. Farah Agha | (Director) |

# OUR CORE VALUES

## DEDICATION TO
# CORE VALUES

Several features which have contributed to our growth and reputation include the exceedingly professional, high quality textile products for the various manufacturing companies. Out of all the factors, the most significant is our unwavering commitment to our Core Values. Our plans and approach towards the market changes in accordance with the varying market conditions. Din's Core values will prove to be consistent to overcome future challenges.

### RESPECT AND TRUST

We act with credibility, professionalism and integrity in all that we do. We recognised each other differences and show consideration for one another and the environment we live in.

### CLEAR COMMUNICATION

In order to achieve positive outcomes, we believe in being open, honest and clear communication at all levels.

### RESULT ORIENTATION THROUGH SYSTEMS

Core matrix must address each challenge with a "result oriented" approach and focus on the solution of the problems that arise through predictive systems in every section of Organization.

## EXCEEDING EXPECTATION WITH TEAM WORK

In order to exceed the expectations of our customers, we respect each individual by contributing equally to the success of each effort laid.

## CORPORATE CULTURE

There is passion and the ability to observe greater opportunities in every task we undertake through well defined Performance Evaluation System under good corporate culture /governance.

## CUSTOMER ORIENTATION AND SATISFACTION

To achieve success, we believe in listing our customers and considering their needs. Everything we do encompasses the fact that our customers remain satisfied in all aspects.

## RESPONSIVENESS WITH EXCELLENCE

We strive for superior quality, even with the smallest task assigned. We are responsive to our customers, prospects and partners, separating Core Matrix from our competitors.

## INTEGRITY AND HONESTY

Core matrix is intolerant towards any legal or ethical breaches. We believe in the highest level of integrity, sincerity and honesty.

## QUALITY

Commitment and dedication can be observed with all that we do from emails, to proposals, to customer documents and meetings, to the phone calls and as well as training sessions.

# SUSTAINABILITY POLICY

## We are committed on

### QUALITY POLICY

Din withholds a strong quality policy of its 'commitment to produce reliable quality yarn as per our valued customer requirements'. This strict quality policy is maintained through certain quality objectives based on creativity, skilled development and continuous improvement in a friendly and conducive environment.

### SAFETY POLICY

Din Textile Mills Limited provides and executes the business and operational activities in such a way to minimize the risk and to guarantee the safety of its employees, assets, premises and persons for whom it is responsible, and at the same time the risk to the environment. The Company intends to provide a safe and healthy working environment for its employees and acts positively to prevent injury, ill health, damage and loss arising from its operations.

### ENVIRONMENT POLICY

We are committed to reduce adverse impacts caused due to environmental aspects as per standards of national and international environmental legislations. Management of Din Textile Mills Limited would take all suitable steps for continual minimizing these adverse environmental impacts for improvement of environment and prevention of pollution through environment management system

## CERTIFICATIONS & MEMBERSHIP 2026

## BRANDS ASSOCIATION 2026

# SUSTAINABILITY REPORT

Year ended june 30, 2026

Responsible growth through resilient operations, resource efficiency and sustainable textile manufacturing.

## 1. BASIS OF PREPARATION

This sustainability report has been prepared by Din Textile Mills Limited ("DTML" or "the Company") in accordance with the IFRS Sustainability Disclosure Standards issued by the International Sustainability Standards Board (ISSB). This is the Company's first year of reporting under these standards, and as such, we have applied the transition reliefs available, including the relief from disclosing comparative information.

This report focuses on climate-related risks and opportunities, in line with IFRS S2 Climate-related Disclosures, and should be read in conjunction with the Company's audited financial statements for the year ended June 30, 2026.

### Reporting Boundary & Period

The reporting boundary is the same as the reporting entity for the financial statements, comprising Din Textile Mills Limited and its operations. The reporting period is July 1, 2025 to June 30, 2026. Functional and presentation currency: Pakistan Rupee (PKR).

### Connected Information

The disclosures are connected to the Company's financial statements. Climate-related risks and opportunities are those that could reasonably be expected to affect the Company's prospects, with current and anticipated financial effects discussed in the relevant sections.

### Materiality

Information is considered material if omitting, misstating, or obscuring it could reasonably be expected to influence the decisions of primary users of general-purpose financial reports. The materiality assessment for this report was conducted based on the Company's specific circumstances and the information available at the reporting date.

## 2. GOVERNANCE

Din Textile Mills Limited's governance disclosures enable users of the financial statements to understand the governance processes, controls and procedures the Company applies to monitor, manage and oversee climate-related risks and opportunities arising from its manufacturing and others operations, including the Board's oversight role and management's responsibility for assessing and responding to these risks.

The Company's governance approach is embedded within its broader corporate governance framework, providing a structured basis for accountability and informed oversight of climate-related matters. The following sections describe the related responsibilities, capabilities, information flows, internal support and monitoring arrangements.

BOARD OVERSIGHT | STRATEGY | RISK MANAGEMENT | CAPITAL ALLOCATION

### Board Oversight

The full Board directly oversees the Company's approach to sustainability and climate-related matters. This includes:

- Reviewing and approving the Company's climate-related strategy and targets.
- Monitoring the Company's exposure to climate-related risks and opportunities.
- Overseeing the integration of climate-related considerations into the Company's enterprise risk management (ERM) framework.
- Approving significant investments related to climate resilience, such as renewable energy projects and energy efficiency upgrades.

## Management's Role

Management is responsible for implementing the Board-approved strategy and managing climate-related risks and opportunities on a day-to-day basis. The Chief Executive Officer (CEO) leads the management team in executing these responsibilities. The management team is also responsible for:

- Identifying, assessing, and prioritizing climate-related risks and opportunities.
- Developing and implementing action plans to mitigate risks and capitalize on opportunities.
- Monitoring and reporting progress against climate-related targets to the Board.
- Ensuring that appropriate controls and procedures are in place to support the oversight of climate-related matters.

### Body Role

| | |
|---|---|
| Board of Directors | Overall oversight of climate-related strategy, material risks and opportunities, and significant capital decisions |
| Audit Committee | Oversight of financial reporting integrity and related internal controls, insofar as climate-related information affects its existing remit. |
| CEO and management | Execution of Board direction, operational risk responses, monitoring and reporting. |

Operational, technical and finance functions provide information through existing management reporting channels for escalation of significant matters to the CEO and Board.

## Skills and Competencies

The Board and management team possess the necessary skills and competencies to oversee the Company's climate-related strategy. This is supported by the directors' extensive experience in the textile industry, their participation in various business and administration courses, and their exposure to international markets and industry trends. The Company actively develops its human capital through training and development programs to ensure the workforce is competent in addressing business needs linked to external forces and customer requirements.

## 3. STRATEGY

DTML's strategic approach integrates climate-related risks and opportunities into its business model, recognizing that the long-term viability of the textile industry is inextricably linked to environmental sustainability. The Company's vision is to transform into a complete textile unit that explores international markets for high-value products, with an emphasis on product and market diversification, value addition, and cost effectiveness. The Company considers physical risks, transition risks and related opportunities. Time horizons applied: short-term (1–3 years), medium-term (3–5 years) and long-term (beyond 5 years), aligned with strategic and capital-planning cycles.

### Effects on the Business Model and Value Chain

The Company's value chain extends from raw material sourcing (cotton, man-made fibers) to its manufacturing operations (spinning, weaving, dyeing, stitching) and finally to its customers in local and international markets. Climate-related risks are concentrated in its operational facilities (due to energy and water use) and in its upstream supply chain (due to climate sensitivity of raw materials). The Company's strategic responses, such as renewable energy projects and sustainable sourcing initiatives, are aimed at building resilience across its value chain. The Company's manufacturing facilities are located in Pattoki and Raiwind, Punjab, and its products include a range of value-added yarns, greige fabric, and bed sheets.

### Material Climate-Related Risks and Opportunities

In identifying climate-related risks and opportunities, the Company has considered its dependencies on natural resources (such as water and cotton), its energy-intensive operations, and its exposure to evolving regulatory landscapes and market expectations. The following key climate-related risks and opportunities have been identified:

| Risk / Opportunity | Category | Time Horizon | Business relevance | Strategic response |
|---|---|---|---|---|
| Rising energy costs & supply insecurity | Transition Risk | Short-term | Energy-intensive manufacturing exposes cost structure and competitiveness to tariff volatility and unreliable supply. | Renewable energy, energy efficiency and greater resource independence. |
| Carbon pricing & regulatory compliance | Transition Risk | Medium-term | Evolving carbon regulation and mechanisms such as CBAM could increase costs and affect export competitiveness. | Monitor regulation, improve emissions performance and strengthen compliance readiness. |
| Changing consumer preferences | Transition Risk | Medium-term | International buyers increasingly demand sustainably sourced and produced textile products. | Certified sustainable yarns, traceability and lower-carbon product development. |
| Water scarcity & water stress | Physical Risk | Long term | Dyeing and processing operations depend on reliable water availability. | Water efficiency, wastewater treatment, recycling and conservation. |
| Cotton supply disruption | Physical Risk | Long term | Droughts, floods and unpredictable weather can reduce availability and increase raw-material prices. | Supply-chain resilience, sustainable sourcing and diversification. |
| Renewable energy & energy efficiency | Opportunity | Medium-term | Potential to reduce operating costs, carbon footprint and exposure to domestic energy tariffs. | Expand solar, waste heat recovery and energy-efficient machinery. |
| Sustainable product innovation | Opportunity | Long term | Certified sustainable yarns, recycled fibre and low-carbon products can support customer retention and differentiation. | Develop sustainable product lines and strengthen certifications. |
| Access to sustainable finance | Opportunity | Short-term | Strong ESG practices can improve access to green and sustainability-linked financing. | Strengthen disclosures, metrics and sustainability governance. |

### Financial Planning and Resilience

The Company's financial planning processes are progressively incorporating climate-related considerations. Capital expenditure is being directed towards renewable energy, wastewater treatment, and energy-efficient machinery. The Company's strategy is designed to be resilient to a range of climate-related scenarios. By investing in operational efficiency and resource independence, DTML aims to mitigate the financial impact of transition and physical risks while positioning itself to capture new market opportunities. The Company continues to evaluate opportunities for further reduction of carbon emissions through clean energy projects, process optimization, and improved energy management practices.

## 4. RISK MANAGEMENT

DTML has integrated the identification, assessment, and management of climate-related risks and opportunities into its overall enterprise risk management (ERM) framework. This ensures that climate-related matters are considered alongside other business, operational, and financial risks.

### Processes for Identifying and Assessing Risks

The Company's risk management process involves:

- **Identification**: A thorough assessment of internal and external risks, including climate-related factors such as extreme weather events, water scarcity, energy price volatility, and regulatory changes.

- **Assessment:** Risks are assessed based on their likelihood and potential impact on the Company's operations, financial performance, and strategic objectives. This includes both qualitative and quantitative considerations.

- **Prioritization:** Identified risks are prioritized based on their severity and relevance to the Company's business.

- **Monitoring:** The Board and management continuously monitor the identified risks and the effectiveness of mitigation strategies. The risk management framework is reviewed regularly to ensure its effectiveness.

### Processes for Identifying and Assessing Opportunities

The Company also proactively identifies climate-related opportunities, such as investing in renewable energy, developing sustainable products, and accessing green finance. These opportunities are assessed based on their potential to create long-term value and enhance the Company's competitive position.

### Integration with Overall Risk Management

The risk management framework for climate-related matters is not a standalone process but is fully integrated into the Company's ERM framework. This integration ensures that climate considerations are embedded in strategic decision-making, operational planning, and capital allocation processes across the organization.

## 5. METRICS AND TARGETS

Baseline Metrics (FY 2026)

| 12.6 MW<br>Approx. installed solar capacity | 120 $m^3$/day<br>Wastewater treatment plant capacity | IFRS S2<br>Climate-related disclosure focus | 13<br>Sustainability certifications / programs |
|---|---|---|---|

In this first year of reporting under IFRS S2, the Company has focused on establishing a baseline for its climate-related performance and setting qualitative targets to guide its future actions. The Company uses the following metrics to measure and monitor its performance in relation to climate-related risks and opportunities:

### Greenhouse Gas (GHG) Emissions

The Company is committed to reducing its carbon footprint. Through monitoring and strategic changes in operations, it has significantly lowered its $CO_2$ emissions. The Company's sustainability model includes targets for $CO_2$ emissions reduction, addressing greenhouse effects, and harnessing green energy. While quantitative data is still being developed, the Company's initiatives in this area include:

- **Solar Projects:** The Company has developed solar power projects with an approximate installed capacity of 12.6 MW, reducing reliance on conventional electricity and contributing to GHG emission reduction.

- **Waste Heat Recovery:** The Company has installed Waste Heat Recovery Boilers (WHRBs) at power generators to recover thermal energy for steam generation, improving energy efficiency and reducing fuel requirements.

- **Energy Efficiency:** The Company continues to invest in energy-efficient machinery and technologies to optimize energy consumption across its operations.

### Water Management

Sustainable water management is a top priority. The Company has implemented water-saving technologies and processes to minimize water waste.

- **Wastewater Treatment:** DTML operates a 120 $m^3$/day wastewater treatment plant (ETP) equipped with chemical and biological treatment processes. This plant ensures that wastewater is treated in accordance with National Environmental Quality Standards (NEQS) and relevant ZDHC requirements before discharge.

- **Water Recycling:** The Company is investing in water recycling processes to promote sustainability, significantly reduce its environmental footprint, and enhance resource recovery.

### Waste Management and Recycling

The Company has established practices for the proper segregation, handling, and recycling of waste. Textile waste recycling is a key component of its resource-efficiency and circularity initiatives, aiming to minimize waste sent for disposal.

## Sustainable Sourcing & Certifications

DTML maintains a comprehensive range of internationally recognized certifications and participates in sustainability programs, which serve as metrics for its commitment to responsible sourcing and production. These include:

- ISO 9001 (Quality Management)
- ISO 14001 (Environmental Management)
- GOTS (Global Organic Textile Standard)
- OCS (Organic Content Standard)
- GRS (Global Recycled Standard)
- RCS (Recycled Claim Standard)
- Regenagri
- BCI / Better Cotton
- Higg FEM (Facility Environmental Module)
- Higg FSLM (Facility Social & Labor Module)
- OEKO-TEX® Standard 100
- ZDHC (Zero Discharge of Hazardous Chemicals)
- Textile Genesis (Supply Chain Traceability)

## Targets

The Company has set the following qualitative and directional targets to guide its climate action:

### $CO_2$ Emissions Reduction

Continuously reduce carbon footprint through monitoring, operational efficiency, and renewable energy adoption.

### Renewable Energy

Expand renewable energy utilization and improve the share of clean energy in its overall energy mix.

### Water Management

Improve water-use efficiency and minimize water losses through conservation and wastewater treatment.

### Waste Management

Increase recycling and resource recovery to minimize waste generation.

### Sustainable Sourcing

Maintain and strengthen credible sustainable sourcing frameworks, including the use of certified cotton and traceable supply chains.

CODE OF
ETHICS

# STATEMENT OF ETHICS AND BUSINESS PRACTICES
# For the year ended June 30, 2026

## Policy Statement

The core values of Din Textile Mills Limited which are the vital part of our Success, Integrity, Honesty, Professionalism and Respect in all our Business Practices, are backed up by the creativity and passion of our people.

The loyalty and confidence in our products and services is because of our solemnity in our business relations with our Customers, Suppliers, Shareholders, Regulatory Agencies and the Community as general. This is only possible because of the Leaders at Din Textile who consider all this their one of the prime responsibility of setting example through personal performances and excellent attitudes to convey the ethical values to each individual at Din Textile Mills Limited.

For retaining our glory and reputation, an uncompromising adherence to ethical excellence is integral for sustaining and creating the necessary strong foundation on which Din Textile had and can 'Grow and Prosper!' People at Din Textile today and in future, must be aware of and contribute for the high achieving standards required in all our business practices.

## Scope

The Board of Directors on the whole is responsible for the compliance of ethical business practices and principles, which is applicable to every individual of Din Textile Mills Limited. The word 'Individual' refers to you and your use in this code includes all employees and officers.

## Principles:

### 1 Din's Commitment to Its People

- **Share Ownership**

  The key objective of Din Textile is to ensure its people are able to share the value which they helped to create. This is achieved through the promotion of staff share ownership.

- **Equal Opportunities**

Din Textile values the Individuality, Diversity and Creative potential that every individual brings to its business. All employees are treated with equal respect and dignity and are provided with equality of opportunity to develop themselves and their careers.

We want to attract, develop and motivate the best people. We are creating a working environment that is open, honest and unprejudiced, which encourages people to achieve their full potential. We value people's individuality and team contributions and offer opportunities to share in the Company's commercial success.

- **Employment, Discrimination and Harassment**

Din Textile policy is to respect the human rights of all individuals complying with National Laws considering working hours and good compensation. Din Textile enforces strict prohibition on the use of forced or child labor.

To Din Textile the harassment or discrimination of any individual is unacceptable. In particular, sexual and racial discrimination or harassment is totally unacceptable.

Human Capital Administrators & Managers are required to take account of the core International Labor Organization conventions and strive to observe the United Nation Declarations on Human Rights, for a guaranteed respected if the individual at Din Textile. What needs to be observed in particular is as follow:

" Universal respect for an observance of human rights and fundamental freedom for all without any discrimination.

We remunerate fairly with respect to skill, performance, our peers and local conditions."

## 2 What Din Textile requires from its people

- **Compliance With Laws**

Din Textile, with its individuals, must comply with the laws and regulations of any country in which it is operating business. The policy applies without any exceptions. Particular areas to be noted here control the competition aspect, along with the communication laws. These concern safety, health and the environment as well. It is the responsibility of Din's individuals to ensure, by taking appropriate advice by making them aware of all the relevant local laws.

Din Textile complies with the Listing, the Prospectus, and the Disclosure and Transparency Rules.

- **Security of Information**

Information generated within the organization including Computer Programs, is the Property of Din Textile, and should not be disclosed without proper authority and authentication unless legally required.

- **Use of Information for personal gain**

Individuals must not use confidential information obtained during their employment in Din Textile for personal gains. Individuals responsible for maintaining the secrecy and confidentiality of the sensitive and unpublished data and information of Din Textile must not provide that to any other individual outside the organization. The organization has enforced a strict share dealing code which prohibits individuals to trade the information internally.

- **Bribes**

  Bribes are strictly prohibited to or from customers. Din Textile funds must not be used for the payments, direct or indirect, to government officials or individuals of state organizations for any unlawful or improper purpose.

- **Political Donations**

  Financial donations to political parties or for promotion of any political cause are strictly prohibited. Payments or gifts to any individual influencing any political decision for obtaining or retaining Din Textile's business, is unacceptable.

- **Conflicts of interest**

  Individuals of Din Textile must avoid situations in which their personal or financial interests conflicts with those of the Din Textile while dealing with the Customers, Suppliers, Contractors, Competitors, Partners or any individual doing or seeking business from Din Textile. The individuals of Din Textile should act in favor of the group and personal preferences should not be a prior concern. Every Din's Individual is welcomed for a sound advice when ever they find their selves facing a potential conflict of interest.

  This all is not limited to owning shares with business partners, Company shares trading, personal or family involvement in commercial transactions with Din Textile; but also includes such activities or owning any interest like borrowing from third party based on the business relationship of Din Textile.

- **Corporate Reporting and Internal Controls**

  It is important for every Din's individual that all of the official accounts and records must be documented in such a manner that clearly identifies and describes the true nature of business transactions, assets or liabilities and properly and timely classification of the records; so as the entries presented and saved in the records are in conformity with the IFRS. No records, entry or document should be false, distorted, misleading, misdirected, deliberately incomplete or suppressed.

  Din Textile strictly adhere the principles of good corporate governance and it is committed to achieve the highest standards of corporate governance. Din Textile maintain effective, transparent financial reporting and sound internal control system ensuring true and fair performance measurement and compliance with local regulatory requirements and IFRS as applicable.

## 3 Din Textile's Commitment with their Competitors

Din Textile competes enthusiastically but fairly in the operating markets in the true spirit to win the market. Din Textile being honest and trustworthy in all of its dealings had never and will not damage the reputation of competitors either directly or by implication or innuendo.

Din Textile had never and will not attempt to acquire information about a competitor's business by disreputable means nor will it engage in restrictive trade practices to abuse any position of market dominance.

## 4 Din Textile's Commitment with their Customers

Din Textile had always been and wishes to be our customer's first choice for the excellent quality and efficient services. Relationship based on mutual trust will help us deliver innovative solutions that anticipate and meet our customers' needs.

Din Textile believes that reliability in dealing with customers is a prerequisite for a successful and sustained business relationship with them. In all advertising and other publications from Din Textile untrue, concealment and overstatement had always been and will be avoided.

## 5 Din Textile's commitment with their Suppliers

Din Textile aims to develop and maintain best relationships with its suppliers based on mutual trust and embark on timely and agreed trade terms payments. Din Textile purchasing power must never be used unscrupulously. All of the information regarding the Din Textile and its suppliers must be respected and kept confidential.

Din Textile buying decisions have always been a commitment of assurance that whatever material which is purchased for production and procurement, will always be safe for environment. We expect that our suppliers also enforce the same standards of employment, harassment and discrimination policies like Din Textile.

## 6 Din Textile's Commitment with their Shareholders

Din Textile always communicates its business policies, achievements and prospects with honesty and in accordance with applicable guidelines and regulations.

We always strive to create excellent long term value to reward investment. We will always maintain the highest standards of business practices and will be transparent in all our dealings.

## 7 Din Textile's Commitment with their Local Communities

Din’s individuals are encouraged for participation in the local communities and civil affairs. We at Din recognize our responsibilities as active members of the communities wherever we operate. Din strongly believes in contribution for the well-being of wider communities. Din emphasizes our efforts in community services like education, literacy, healthcare and we will respect the traditions, cultures and heritages.

## 8 Din Textile's Commitment to the environment

Din Textile has always given a great importance for protecting the environment in which we all live. We are concerned with the preservation of the environment in its broadest sense and recognize that certain resources are finite and must be used responsibly.

Din Textile believe to provide a clean, safe, healthy and pollution free environment for all of the individuals who live in and around Din Textile's manufacturing sites , by employing such technologies which are beneficial in maintaining and protecting environmental hygiene and health.

## 9 Implementation of this statement

The examples given in this statement are not intended to be comprehensive and Din Textile individuals must endeavor to observe the principles that they embody.

Din Textile reputation depends on effective implementation of policies and it is the responsibility of all managers to ensure that this statement and these policies and their application are communicated, understood and taken seriously by all individuals.

Din Textile Management must secure the co-operation of individuals and positively promote these policies by personal example, by clear guidance and by making advice available as appropriate.

EVENTS CALENDAR

# 2025-26

**SEPTEMBER 24, 2025**

Board of Directors meeting for Annual Accounts for the year ended 30-06-2025.

**OCTOBER 22, 2025**

Board of Directors meeting for First Quarter Accounts September 30, 2025.

**OCTOBER 24, 2025**

The 38th Annual General Meeting at Hotel Movenpick, Ballroom-B, Club Road, Karachi.

**FEBRUARY 20, 2026**

Board of Directors meeting for Half Yearly Accounts 31-12-2025.

**APRIL 24, 2026**

Board of Directors meeting for Third Quarter Accounts March 31, 2026.

DIN GROUP

# DIN TEXTILE MILLS LIMITED

## NOTICE OF 39th ANNUAL GENERAL MEETING

Notice is hereby given that the 39th Annual General Meeting of the Company will be held on Friday 23rd October 2026 at 12:30 p.m. at Motia Hall, Club Road, Movenpick Hotel, Karachi 75530.

**Ordinary Business**

1. To confirm the minutes of the Annual General Meeting of the Company held on 24th October 2025.

2. To receive, consider and adopt the Audited Financial Statements of the Company for the year ended June 30, 2026 together with Directors' and Auditors' Report thereon.

   - In accordance with Section 223 of the Companies Act, 2017, and pursuant to S.R.O. 389(I)/2023 dated March 21, 2023 the financial statements of the Company have been uploaded on the website of the Company which can be downloaded from the following weblink enabled QR code:

     http://dingroup.com/v2/annual-reports/

     Scan QR code for Annual Accounts -2026

3. To appoint Auditors and fix their remuneration.
4. To transact any other business with the permission of the chair.

BY ORDER OF THE BOARD

**UMAIR AHMED QURESHI**
COMPANY SECRETARY

Karachi: September 23, 2026

Notes:

1. The share transfer books of the Company will remain closed from October 17, to October 23, 2026 (both days inclusive).

2. A Member entitled to attend, speak and vote at the Annual General Meeting may appoint another member as his/her proxy to attend the meeting and vote instead of him/her. A proxy in order to be effective must be received by the Company not less than 48 hours before the time of the meeting.

3. Members whose shares are deposited with Central Depository Company of Pakistan Limited are requested to bring

their valid Computerized National Identity Cards along with the Participants I.D number and their account number in Central Depository Company of Pakistan Limited to facilitate identification at the time of Annual General Meeting. In case of proxy, an attested copy of proxy's Identity Card, Account & Participants I.D. number be enclosed. In case of corporate entity, the Board of Directors resolution / Power of attorney with specimen signature of the nominee shall be produced at the time of the meeting (unless it has been provided earlier).

4. According to Section 119 of the Companies Act, 2017 and Regulation 19 of the Companies (General Provisions and Forms) Regulations, 2018 all physical shareholders are advised to provide their mandatory information such as CNIC number, address, email address, contact mobile/telephone number, International Bank Account Number (IBAN), etc. to our Share Registrar at their below address immediately to avoid any non-compliance of law or any inconvenience in future:

   CDC Share Registrar Services Limited, CDC House, 99-B, Block-B, S.M.C.H.S., Main Shahra-e-Faisal, Karachi-74000. Tel. Toll Free: 0800-23275, Email: info@cdcsrsl.com, website: www.cdcsrsl.com

5. For convenience of shareholders, a **"Standard Request Form"** for Annual Audited Financial Accounts is available on the Company's website.

6. Members may exercise their right to vote by means of postal ballot i.e., by post or through electronic mode subject to the requirements of section 143-145 of the Companies Act, 2017 and the companies (Postal Ballot Regulations, 2018).

7. Members can also avail video conference facility, in this regard, please fill the following and submit to Head Office of the Company seven (7) days before holding of the Annual General Meeting. If the Company receives consent form from members holding in aggregate 10% or more shareholding residing at a geographical location, to participate in the meeting through video conference at least seven (7) days prior to date of the meeting, the Company will arrange video conference facility in the city subject to availability of such facility in that city.

   I/We _____ of _____ being a member of Din Textile Mills Limited, holder of

   _____ ordinary share(s) as per Registered Folio/CDC Investor/sub-Account No. _____hereby opt for

# MESSAGE FROM CHAIRMAN

It gives me great pleasure to present the Annual Report of Din Textile Mills Limited for the year ended June 30, 2026. The year under review represented a period of recovery and measured progress for your Company. Pakistan's textile industry continued to operate in a challenging environment characterised by elevated energy costs, intense regional competition, volatility in raw material prices, and evolving conditions in international markets. At the same time, the easing of monetary conditions provided some relief from the exceptionally high financing costs that had weighed heavily on the industry in preceding years.

Against this backdrop, I am pleased that Din Textile returned to profitability during the year. The Company recorded net sales of approximately Rs. 33.09 billion and gross profit of approximately Rs. 4.16 billion. The improvement in operating performance, together with a meaningful reduction in finance cost, enabled the Company to report profit after tax of approximately Rs. 103.55 million, compared with a loss of Rs. 706.50 million in the preceding year. Earnings per share consequently improved to Rs. 1.97. While these results are encouraging, I recognise that sustainable performance requires much more than recovery in a single financial year. Our focus remains on strengthening the underlying competitiveness of the business through operational efficiency, disciplined financial management, responsible investment and the development of a broader value added product portfolio.

Energy continues to be one of the most significant structural costs for textile manufacturers in Pakistan and accordingly remains an important area of strategic focus for the Company. During the year, we made further progress in reducing our exposure to conventional energy sources by expanding our operational solar generation capacity by 3.2 MW to 11.2 MW. Subsequent to the year end, the remaining planned expansion was successfully completed and operationalised, taking the Company's total operational solar capacity to 12.6 MW. This represents an important step in our continuing efforts to improve energy efficiency, strengthen cost competitiveness and conduct our operations on a more sustainable basis.

Our strategic direction continues to evolve with the changing textile landscape. Greater emphasis is being placed on value added products, resource efficiency, customer relationships and the effective utilisation of our manufacturing capabilities. Sustainability is increasingly interconnected with commercial competitiveness, as customers and international markets expect manufacturers to demonstrate responsible use of resources, greater energy efficiency and sound environmental and social practices. Our investment in renewable energy and our continuing focus on efficient production therefore represent both responsible business practices and commercially important initiatives. We believe that these areas provide a stronger foundation for sustainable growth and will enable Din Textile to respond more effectively to changing customer preferences and international market requirements.

Looking ahead, the operating environment is expected to remain competitive and subject to uncertainties arising from global economic conditions, energy costs, cotton availability and prices, exchange rate movements and international trade dynamics. We will continue to approach these challenges with financial discipline and operational prudence while pursuing opportunities that can strengthen margins and improve the quality of earnings. Our objective is not merely to preserve the progress achieved during the year, but to build upon it by strengthening the resilience of the business and positioning Din Textile for sustainable growth over the longer term.

The progress achieved during the year would not have been possible without the dedication of our people. I would like to express my sincere appreciation to the management team and all employees of Din Textile Mills Limited for their commitment, resilience and contribution throughout the year. I am equally grateful to my fellow Directors for their guidance and valuable contribution to the Board. On behalf of the Board, I also extend our sincere thanks to our shareholders, customers, suppliers, financial institutions, business partners and other stakeholders for their continued confidence and support. As we move forward, we remain committed to building upon the progress achieved during the year and to strengthening Din Textile through responsible growth, sound governance and disciplined execution.

Shaikh Muhammad Jawed
Chairman Board of Directors

# CHAIRMAN'S REVIEW

As Chairman of the Board of Directors of Din Textile Mills Limited, I am pleased to present my review of the overall performance of the Board and the effectiveness of its role in achieving the objectives of the Company for the year ended June 30, 2026.

The year under review was one of consolidation and recovery. Following a difficult preceding year, the Board directed its attention to restoring profitability, strengthening financial discipline, improving operational efficiency and positioning the Company for sustainable growth. The Board remained actively engaged in providing strategic direction, monitoring performance, overseeing principal risks and safeguarding the long term interests of the Company and its stakeholders.

## Economic and Industry Environment

The textile industry continued to operate under challenging conditions during the year. Domestic manufacturers remained exposed to elevated energy costs, volatility in cotton and other raw material prices, exchange rate movements and intense competition from regional textile producing countries, while international demand remained sensitive to broader economic and geopolitical developments. At the same time, moderation in domestic interest rates provided relief to businesses with substantial working capital and financing requirements. This development was particularly relevant for the textile industry, where the cost of financing had become a major constraint on profitability during the preceding periods. Within this environment, the Board remained focused on factors within the Company's control and encouraged management to maintain financial discipline, improve manufacturing efficiencies, optimise working capital, strengthen customer relationships and pursue initiatives capable of improving the Company's long term cost structure.

## Financial Performance

The Company's financial performance improved during the year and marked a return to profitability. Net sales for the year amounted to approximately Rs. 33.09 billion, while gross profit increased to approximately Rs. 4.16 billion compared with Rs. 3.74 billion in the preceding year, notwithstanding the lower revenue base. This resulted in an improvement in gross margin and reflects better operating economics during the year. A significant improvement was also recorded in financing costs, with finance cost declining to approximately Rs. 2.11 billion from Rs. 3.04 billion in the preceding year. The reduction in financing burden, together with improvement in underlying operating performance, contributed materially towards the Company's return to profitability.The Company consequently recorded profit before levies and taxation of approximately Rs. 1,058.36 million compared with a loss before levies and taxation of Rs. 230.57 million in the preceding year. Profit after tax amounted to approximately Rs. 103.55 million compared with a loss after tax of Rs. 706.50 million in the previous year, while earnings per share improved from a loss per share of Rs. 13.47 to earnings per share of Rs. 1.97. Total

comprehensive income for the year amounted to approximately Rs. 110.56 million, including the impact of remeasurement of staff retirement benefits. The Board considers the return to profitability a positive development; nevertheless, it recognises that sustainable financial performance requires continued attention to operating margins, financing requirements, working capital efficiency and the quality of earnings.

## Strategic Direction and Operational Efficiency

The Board continued to provide direction on the Company's strategic priorities and regularly reviewed management's progress against operational and financial objectives. The strategic focus remained centred on strengthening the Company's competitive position through improved operational efficiency, responsible capital allocation, value added operations, better utilisation of manufacturing capabilities and measures aimed at reducing structural operating costs. Energy cost remains one of the most significant challenges confronting the textile industry in Pakistan and the Board therefore continued to support the Company's transition towards renewable energy as an important component of its cost efficiency and sustainability strategy.

During FY 2026, the Company increased its operational solar capacity by 3.2 MW, bringing total operational solar capacity to 11.2 MW. The expansion represented tangible progress towards reducing dependence on conventional energy sources and improving the resilience of the Company's energy mix. Subsequent to the year end, the Company successfully completed and operationalised the remaining planned solar expansion and, as disclosed to the Pakistan Stock Exchange on August 21, 2026, total operational solar capacity consequently increased further to 12.6 MW. The progressive investment in renewable energy reflects a broader approach towards improving the economics of the business through cost efficiency, responsible investment and greater operational resilience.

## Value Added Operations and Business Development

The Board continued to encourage the development of value added textile operations as part of the Company's longer term strategy, recognising that the textile industry is increasingly influenced by changing customer requirements, shorter product cycles, sustainability considerations and greater demand for integrated manufacturing capabilities. Against this backdrop, increasing participation in value added products provides an opportunity to diversify the Company's earnings base, strengthen customer relationships and capture a greater proportion of the textile value chain. The Board therefore continued to support management's efforts towards improving product mix, developing market opportunities and strengthening the Company's ability to respond to evolving customer requirements, while investment and expansion decisions continue to be assessed with due consideration to expected returns, market conditions, financing implications and their contribution to the Company's strategic objectives.

## Financial Stewardship and Capital Management

The Board maintained close oversight of the Company's financing structure, liquidity, working capital requirements and capital expenditure throughout the year. The experience of recent years has reinforced the importance of maintaining an appropriate balance between growth and financial resilience, and management therefore continued to focus on efficient working capital management, rationalisation of financing costs and appropriate deployment of financial resources. The Board regularly reviewed the Company's financial position and financing requirements and remained conscious of the need to manage borrowings prudently. Although the reduction in financing costs during the year provided meaningful relief to profitability, maintaining financial discipline remains an important priority. Capital expenditure proposals continued to be evaluated in the context of strategic relevance, operational necessity, expected financial returns and their impact on the Company's overall financing position, with particular emphasis on investments capable of improving operating efficiency, reducing structural costs and strengthening the Company's competitive position.

## Risk Management

The Board recognises that effective risk management is essential to the long term sustainability of the Company. During the year, the Board and its committees continued to oversee the principal risks affecting the business, including volatility in cotton and other raw material prices, availability and cost of energy, exchange rate movements, interest rates, customer credit risk, financing and liquidity requirements, competition in domestic and international markets, taxation and regulatory changes, geopolitical uncertainty and disruptions to international trade. The Board continued to encourage management to identify emerging risks at an early stage and incorporate risk considerations into strategic and operational decision making. Particular attention continued to be given to energy related risks, and the progressive expansion of the Company's solar generation capacity represents one of the measures undertaken to reduce exposure to conventional energy costs and improve the resilience of manufacturing operations.

## Sustainability and Responsible Business

The Board recognises that sustainability considerations have become increasingly important to the long term competitiveness of textile manufacturers. International customers and markets continue to place greater emphasis on responsible sourcing, energy efficiency, resource conservation, environmental performance, workplace practices and transparency throughout the textile supply chain. The Company's continuing investment in renewable energy represents one of the most tangible components of its sustainability strategy. During the year, operational solar generation capacity increased to 11.2 MW, while completion of the planned expansion subsequent to the reporting date increased total operational capacity to 12.6 MW. The Board's approach is to integrate sustainability considerations into commercial and investment decisions rather than treating sustainability as an activity separate from the core business. Renewable energy, efficient utilisation of resources, responsible production practices, workplace safety and development of human capital therefore remain important components of the Company's approach to long term value creation.

## Corporate Governance, Board Oversight and Evaluation

The Board remained committed to maintaining an effective governance framework and promoting accountability, transparency and responsible decision making throughout the Company. There was no change in the composition of the Board during the year. The Board continued to benefit from an appropriate combination of executive, non executive and independent representation, including female representation, bringing together relevant industry knowledge, commercial experience, financial expertise and independent judgement. The Board remained actively involved in matters requiring its consideration and received financial, operational and strategic information to support informed decision making. Significant matters were deliberated with due consideration to their commercial, financial, regulatory and risk implications, while the governance arrangements continued to provide an appropriate distinction between the oversight responsibilities of the Board and the executive responsibilities of management.

The Audit Committee continued to assist the Board in its oversight of financial reporting, internal and external audit, internal controls and related party transactions, while the Human Resource and Remuneration Committee continued to support the Board in matters falling within its terms of reference relating to human resource policies, organisational development and remuneration. The Board also continued to maintain a mechanism for annual evaluation of its performance in accordance with the applicable corporate governance framework. The evaluation process considers the effectiveness with which the Board performs its principal responsibilities and includes matters relating to Board composition and quality, Board functions, financial performance, statutory obligations, corporate governance, risk management, human resource management, research and development and business expansion. These areas are consistent with the evaluation framework historically applied by the Company.

During the year, the Board continued to provide oversight and direction on matters fundamental to the achievement of the Company's objectives, including financial performance, business strategy, working capital and financing, capital allocation, operational efficiency, renewable energy, risk management, governance and development of value added operations. The Board also continued to review the activities and recommendations of its committees and remained engaged with management on matters requiring strategic guidance or corrective action. Based on the annual evaluation and the manner in which the Board discharged its responsibilities during the year, I am satisfied that the Board performed its role effectively and remained appropriately engaged in the governance, strategic direction and oversight of the Company.

## Effectiveness of the Board in Achieving the Company's Objectives

The Board's effectiveness is ultimately reflected in its ability to provide direction, exercise appropriate oversight and ensure that management remains focused on the Company's strategic and financial objectives. During the year, the Board's contribution was principally directed towards supporting the restoration of profitability, improving operating efficiency, strengthening financial discipline and positioning the Company for sustainable improvement. The return to profitability represents an encouraging development following the loss recorded in the preceding year. At the same time, the Board recognises that financial recovery must be supported by continued improvement in the underlying fundamentals of the business.

The increase in operational solar capacity during the year demonstrates tangible progress against the Company's objective of improving energy efficiency and reducing exposure to conventional energy costs, while the further increase following completion of the planned expansion subsequent to year end reinforces this strategic direction. The Board also continued to support development of value added operations and initiatives aimed at improving production efficiency and product mix. Collectively, these measures reflect the Board's focus on strengthening the resilience and competitiveness of the Company rather than relying solely on changes in external economic conditions.

The Board remains conscious that its responsibility extends beyond short term financial performance. Its continuing objective is to maintain an appropriate balance between growth, profitability, financial prudence, risk management, sustainability and sound corporate governance in the long term interests of the Company and its stakeholders. The Board is satisfied that the strategic direction set during the year provides a sound foundation for future performance and remains committed to discharging its oversight responsibilities with diligence and independence.

## Future Outlook

The outlook for the textile sector continues to present both opportunities and challenges. Improvement in financing conditions provides some support to the industry, while Pakistan's established textile manufacturing base continues to provide opportunities in international markets. Nevertheless, the industry remains exposed to intense regional competition, energy costs, cotton availability and prices, exchange rate movements, changes in taxation and regulation and uncertainty in global demand. Against this background, the Board believes that the appropriate course for Din Textile is to remain focused on areas where sustainable competitive advantages can be developed. The Company will therefore continue to emphasise operating efficiency, disciplined working capital management, prudent financing, energy efficiency, development of value added products, customer relationships and improved utilisation of its manufacturing capabilities.

The completion of the planned solar expansion after the year end, taking operational solar capacity to 12.6 MW, represents further progress towards establishing a more efficient and resilient energy platform. The Board will continue to assess additional opportunities for efficiency improvements and renewable energy where they are commercially justified. Future investment decisions will continue to be evaluated carefully against expected returns, market conditions, financing requirements and their contribution to the Company's long term strategic

objectives. The Board believes that the progress achieved during the year provides a foundation upon which further improvement can be pursued. The priority ahead is to consolidate this progress through disciplined execution and to translate operational improvements into sustainable financial performance and long term shareholder value.

## Acknowledgement

On behalf of the Board of Directors, I would like to express my sincere appreciation to the management and employees of Din Textile Mills Limited for their commitment, professionalism and contribution during the year. Their efforts have been instrumental in navigating a demanding operating environment and in restoring the Company to profitability. I would also like to acknowledge the contribution of my fellow Directors for their valuable guidance, constructive deliberations and continued commitment to the affairs of the Company. We remain grateful to our customers for their continued trust in our products, to our suppliers and business partners for their cooperation, and to our financial institutions for their continued support. Finally, I thank our shareholders for the confidence they continue to place in the Board and management of Din Textile Mills Limited. The Board remains committed to responsible stewardship of the Company and to pursuing sustainable growth through sound governance, financial discipline and strategic clarity.

On behalf of the Board

Shaikh Muhammad Jawed
Chairman

Karachi: September 23, 2026

DIRECTORS'
REPORT

## Directors' Report to the Members

The Directors are delighted to present their Thirty-Ninth Annual Report together with the audited Financial Statements and the Auditors' Report thereon of Din Textile Mills Limited for the year ended June 30, 2026. This report has been prepared in accordance with section 227 of the Companies Act, 2017 and Listed Companies (Code of Corporate Governance) Regulations, 2019.

## Overview

Din Textile Mills Limited manufactures and sells yarn, fabric and bedding products. Its manufacturing facilities are located at Pattoki and Raiwind in Punjab. During the year, the Company remained focused on improving manufacturing efficiency, managing working capital and reducing the cost of borrowings while serving its domestic and export customers. The nature of the Company's principal business remained unchanged during the year.

## Profit or Loss Appropriations

| | June 30, 2026 | June 30, 2025 |
|---|---|---|
| | .....Rupees in '000'..... | |
| Un-appropriated Profit brought forward | 2,103,172 | 2,781,999 |
| Total comprehensive Profit / (loss) for the year | 110,562 | (706,683) |
| Transfer of revaluation Surplus | - | 27,855 |
| Un-appropriated Profit Carried Forward | **2,213,734** | **2,103,172** |
| Earning / (loss) per Share - basic and diluted | 1.97 | (13.47) |

## Economic and Industry Review

The textile industry operated in a demanding environment during the year. Regional conflicts and changes in global trade conditions affected freight, insurance and input costs. Domestic manufacturers also faced high energy tariffs, taxation pressures and strong competition from imported yarn. Although the domestic economy showed signs of greater stability, the operating environment continued to require careful cost control and disciplined management of cash flows. Cotton availability and pricing remained important determinants of manufacturing cost. The industry continued to rely on imported cotton to supplement domestic supply, exposing textile manufacturers to movements in international prices, exchange rates and logistics costs. Against this background, the Company concentrated on procurement discipline, production efficiency, product mix and energy management.

## Financial Results

The Company returned to profitability in 2026. Net sales were lower than the previous year, but a better gross margin and a substantial reduction in finance cost enabled the Company to report profit after taxation of Rs. 103.6 million compared with a loss of Rs. 706.5 million in 2025.

| Profit or loss summary | June 30, 2026 | June 30, 2025 | Favorable / (Unfavorable) Percentage |
|---|---|---|---|
| | .....Rupees in '000'..... | | |
| Sales (net) | 33,089,927 | 40,118,921 | (17.52) |
| Gross Profit | 4,158,569 | 3,741,639 | 11.14 |
| Distribution Cost | 626,507 | 645,051 | 2.87 |
| Administrative Expenses | 445,594 | 444,233 | (0.31) |
| Other Operating Expenses | 166,799 | 36,653 | (355.08) |
| Finance Cost | 2,107,377 | 3,039,370 | 30.66 |
| Other Income | 246,063 | 193,094 | 27.43 |
| Profit / (loss) before levies and taxation | 1,058,355 | (230,575) | 559.01 |

### Financial Position

| Statement of financial position | June 30, 2026 | June 30, 2025 |
|---|---|---|
| | .....Rupees in '000'..... | |
| Total assets | 34,591,605 | 34,497,146 |
| Shareholders equity | 10,780,989 | 7,045,264 |
| Loan from directors and sponsors | 1,000,000 | 1,000,000 |
| Long term financing including current portion | 7,164,595 | 8,076,789 |
| Short term borrowings | 10,998,697 | 13,908,326 |
| Cash and bank balances | 428,921 | 883,040 |
| Current assets including asset held for sale | 16,505,191 | 18,917,007 |
| Current liabilities | 16,360,249 | 19,317,840 |

## Operational Performance

We are pleased to report that, despite a decline in net sales by Rs. 7.03 billion to Rs. 33.09 billion, the Company delivered a marked improvement in operating performance during the year. Gross profit increased by Rs. 416.9 million to Rs. 4.16 billion, while the gross profit margin improved to 12.57 percent from 9.33 percent in the previous year, reflecting better recovery of manufacturing costs and improved operational efficiency despite the lower sales base. Distribution cost declined by 2.87 percent and administrative expenses remained broadly stable, although other operating expenses increased to Rs. 166.8 million from Rs. 36.7 million. Finance cost decreased substantially by Rs. 932.0 million to Rs. 2.11 billion, mainly due to lower borrowings and improved financing conditions, while other income increased to Rs. 246.1 million. As a result, the Company recorded profit before levies and taxation of Rs. 1,058 million compared with a loss of Rs. 230.6 million in the previous year. After accounting for levies of Rs. 439.4 million and taxation of Rs. 515.4 million, the Company achieved profit after taxation of Rs. 103.6 million compared with a loss of Rs. 706.5 million in 2025. Earnings per share accordingly improved to Rs. 1.97 from loss per share of Rs. 13.47 in the previous year.

## Chairman's Review

The Directors of the Company endorse the contents of the Chairman's review, which provides a comprehensive analysis of business operations, the market outlook, and strategic investment plans for future growth. This review is annexed to this report.

## Dividend

Although the Company returned to profitability during the year, the Board considers it prudent to retain the available funds to support working capital requirements, meet financing obligations and preserve liquidity in view of the continuing uncertainties in the textile industry. Accordingly, the Board of Directors has not recommended any dividend for the year ended June 30, 2026 (2025: Nil). The Board remains committed to reviewing the Company's dividend position in light of future profitability, cash flows, capital requirements and overall financial position.

## Cash Flow Management

During the year, management focused on translating operational improvements into stronger cash flows and a more balanced financial position. Disciplined working capital management, careful resource allocation, and regular liquidity monitoring enabled the Company to generate Rs. 6.38 billion in cash from operations. After deducting finance costs, taxes, and retirement benefits, net cash from operating activities rose significantly to Rs. 3.60 billion, up from Rs. 788.4 million in 2025. This strengthened cash position allowed the Company to fund capital expenditure of Rs. 766.6 million while reducing its reliance on borrowed funds. Proceeds from the disposal of property, plant and equipment amounted to Rs. 664.5 million, bringing net cash used in investing activities to Rs. 228.4 million.

Management also continued to rationalise the Company's financing structure and contain borrowing costs. Long term financing decreased by Rs. 912.2 million, while short term borrowings were reduced by Rs. 2.91 billion, resulting in net cash used in financing activities of Rs. 3.82 billion. Cash and bank balances stood at Rs. 428.9 million at year end, while the current ratio, improved to approximately 1.01 times from 0.98 times in the previous year. The Board will continue to closely oversee liquidity, borrowing maturities, working capital requirements and finance cost to maintain financial stability and support the Company's operational requirements.

## Principal Risks and Uncertainty

The Board oversees the Company's principal risks through its governance and internal control framework. Management reviews the likelihood and potential effect of material risks and reports significant matters to the Board and its committees. The principal risks include the following:

- Cotton supply and price risk arising from weather conditions, domestic crop availability and dependence on imported cotton.
- Energy cost and availability risk, including changes in electricity and gas tariffs and interruptions in supply.
- Finance and liquidity risk arising from borrowing levels, interest rates, refinancing requirements and working capital needs.
- Customer credit risk, particularly in relation to domestic trade receivables.

- Pressure on export sales due to geopolitical tensions and decreased demand due to the global recessionary impact, leading to reduced demand of textile products.

- Regulatory and taxation risk, including changes in export schemes, sales tax, income tax, levies and refund procedures.

- Operational, technology and cyber risk, including plant disruption, system failure, data loss and unauthorised access.

- Climate and environmental risk, including water availability, extreme weather, emissions requirements and changing buyer expectations.

## Risk Management

The Company manages these risks through approved policies, delegated authority limits, insurance arrangements, credit controls, cash flow forecasts, inventory planning, preventive maintenance and regular management reporting. Internal Audit follows a risk based plan and reports its findings to the Audit Committee. The Board reviews the effectiveness of the risk management and internal control arrangements and requires corrective action where necessary.

## Future Outlook

The Company enters the new financial year with improved operating cash generation and lower borrowings, although demand, energy cost, cotton prices, taxation and regional trade disruptions remain important uncertainties. Management will continue to protect margins through disciplined procurement, improved capacity utilisation, careful product selection and tighter working capital management. The Company will also continue to assess investments in efficient machinery, renewable energy and value added operations where the expected returns support the capital commitment. The timing and scale of investment will remain subject to market demand, financing capacity and the Company's liquidity position.

## Transactions With Related Parties

Related party transactions are carried out on commercial terms and the details thereof are placed periodically before the Board Audit Committee for review and recommendation to the Board for approval. Any interest in related party transactions by the members of the Board is disclosed to the Company. The details of related party transactions are disclosed in notes to the Company's financial statements for the year ended June 30, 2026.

### Material Changes And Commitments

There have been no material changes in the nature of the Company's business nor any significant commitments affecting its financial position between the end of the financial year and the date of this report.

## Composition of the Board

The Board of Directors is composed of nine members, structured to ensure strong corporate governance in accordance with the Listed Companies (Code of Corporate Governance) Regulations, 2019. The composition reflects a balance of skills, experience, and independence, and includes a commitment to gender diversity.

The total number of Directors as of June 30, 2026 is nine, as per the following:

## Total number of directors

a) Male 08
b) Female 01

### The Composition of Board as follows:

| | Particulars | No. | Name of Directors |
|---|---|---|---|
| a. | Independent Directors | 02 | Mr. Ehtesham Maqbool Elahi<br>Mr. Ali Farooq |
| b. | Executive Directors | 03 | Shaikh Muhammad Tanveer<br>Shaikh Mohammad Naveed<br>Shaikh Mohammad Raffay |
| c. | Others Non-Executive Directors | 03 | Shaikh Muhammad Jawed<br>Shaikh Muhammad Pervez<br>Mr. Faisal Jawed |
| d. | Independent Director | 01 | Ms. Farah Agha |

### Board Committees:

The Board has two key committees:

**Audit Committee**

| | | |
|---|---|---|
| **1** | Mr. Ehtesham Maqbool Elahi | Chairperson |
| **2** | Shaikh Muhammad Pervez | Member |
| **3** | Mr. Faisal Jawed | Member |

**Human Resource and Remuneration Committee**

| | | |
|---|---|---|
| **1** | Mr. Ali Farooq | Chairperson |
| **2** | Mr. Faisal Jawed | Member |
| **3** | Shaikh Mohammad Raffay | Member |

## Attendance of Board Meetings and its Committees

## Board of Directors

During the year four (4) meetings of the Board of Directors were held. The number of meetings attended by each Director is given here under:

| No. | Director | Designation | Attendance |
|---|---|---|---|
| 1 | Shaikh Muhammad Jawed | Chairman / Non-Executive Director | 04 |
| 2 | Shaikh Muhammad Pervez | Non-Executive Director | 04 |
| 3 | Shaikh Muhammad Tanveer | Chief Executive Officer / Executive Director | 02 |
| 4 | Shaikh Mohammad Naveed | Executive Director | 04 |
| 5 | Mr. Faisal Jawed | Non-Executive Director | 04 |
| 6 | Shaikh Mohammad Raffay | Executive Director | 04 |
| 7 | Mr. Ehtesham Maqbool Elahi | Independent Director | 03 |
| 8 | Mr. Ali Farooq | Independent Director | 04 |
| 9 | Ms. Farah Agha | Independent Director | 04 |

## Audit Committee - Attendance

The Audit Committee held four (4) meetings during the year. Attendance by each member were as follows:

| No. | Director | | Attendance |
|---|---|---|---|
| 1 | Mr. Ehtesham Maqbool Elahi | Chairman / Independent Director | 03 |
| 2 | Shaikh Muhammad Pervez | Non-Executive Director | 03 |
| 3 | Mr. Faisal Jawed | Non-Executive Director | 04 |

### Human Resource & Remuneration Committee - Attendance

The Human Resource & Remuneration Committee held one (1) meeting during the year. Attendance by each member was as follows:

| No. | Director | | Attendance |
|---|---|---|---|
| 1 | Mr. Ali Farooq | Chairman / Independent Director | 01 |
| 2 | Mr. Faisal Jawed | Non-Executive Director | 01 |
| 3 | Shaikh Mohammad Raffay | Executive Director | 01 |

Leave of absence was granted to Directors who could not attend the Board and its Committee's meetings.

## Directors' Remuneration

The Company has in place a formal policy governing the remuneration of individual Directors. In line with this policy, non-executive Directors receive no remuneration beyond Directors' fees for attending meetings of the Board and its Committees.

## Directors' Training Program

The Directors on the Board are well aware of their duties and responsibilities, in compliance with the CCG Regulations, 2019. All our Directors, including the Chief Executive Officer, are either certificated under the Directors' Training Program or have exemption from the Directors' Training Program based on their experience. The Board is kept up-to-date on legal, regulatory, and governance matters through regular papers and briefings from the Company Secretary, and presentations by internal and external advisors. Directors are responsible for upholding Corporate Governance and giving the Company a strategic direction. Your Company ensures that the entire Board is aligned with the Organization's Mission and Corporate Governance.

## Repayments of Debts / Loans

The Company has implemented an effective cash flow management strategy, under which inflows and outflows are regularly projected and closely monitored. This comprehensive approach enables the Company to ensure the timely settlement of its financial obligations and maintain resilience in the face of evolving financial challenges. In line with this strategy, Management continues to make consistent efforts to optimize borrowing costs through the maintenance of a well balanced funding portfolio and the execution of efficient financing arrangements. The Company has a strong track record of meeting its obligations on time, with no history of default on debt payments, including during the current year.

## Adequacy of Internal Financial Control

Din Textile has an independent Internal Audit Function that forms an integral and effective part of the Company's

corporate governance framework. The Internal Audit Function provides management with reasonable assurance that internal controls are operating effectively and as intended. It also identifies opportunities to improve the efficiency and cost-effectiveness of controls, highlights weaknesses in existing systems and processes, and recommends appropriate corrective actions to strengthen the overall control environment.

The Audit Committee reviews the quarterly, half yearly and annual statements before submission to the Board and their publication. CFO, Head of Internal Audit and External Auditors attend the meetings where issues relating to accounts and audit are discussed. The Audit Committee also reviews internal audit findings and holds separate meetings with Internal Audit and External Audit as required under the Code of Corporate Governance. The Audit Committee also met with the External Auditors in the absence of the CFO and the Head of Internal Audit. Related Party Transactions are also placed before the Audit Committee prior to the approval of Board.

## Sustainability and CSR

The Company is committed to sustainability and CSR, recognizing the importance of environmental responsibility and social accountability. We have implemented various initiatives to reduce our environmental footprint and contribute to the betterment of society, including:

- Energy-efficient operations and renewable energy integration to reduce our carbon footprint
- Water conservation and waste management initiatives to minimize our impact on the environment
- Community development programs and education initiatives to support local communities
- Health and wellness programs for employees and the community to promote well-being

## Human Resource Management

The Company recognizes the importance of human capital in driving business success. We have implemented various initiatives to attract, retain and develop talent, including:

- Training and development programs for employees to enhance their skills and knowledge
- Performance-based compensation and benefits to reward employees for their contributions
- Employee engagement and feedback mechanisms to ensure that employee voices are heard

## Statement of Ethics and Business Practices

The Board has prepared and circulated the Statement of Ethics and Business Practices which has been signed by every Director and employee of the Company as a token of acknowledgment of his / her understanding of the standards of conduct in relation to anybody associated of dealing with the Company.

## Statement of Compliance with the Code of Corporate Governance

The Company strictly adheres to the principles of Corporate Governance mandated by SECP and has implemented all the prescribed stipulations. The same has been summarized in the statement of compliance with the Listed Companies (Code of Corporate Governance) Regulations, 2019, duly reviewed by the auditors and annexed with this Annual Report.

## Subsequent Events

There are no material changes and commitments affecting the financial position of the Company between the end of the Financial year and the date of this report.

## Auditors

The present External Auditors, M/s. Naveed Zafar Ashfaq Jaffery & Company, Chartered Accountants, have completed the annual audit for the year ended June 30, 2026, and issued a clean audit report. The auditors will retire on the conclusion of the Annual General Meeting of the Company and, being eligible, have offered themselves for reappointment. As proposed by the Audit Committee, the Board recommends their appointment as auditors of the Company for the year ending on June 30, 2027.

## Pattern of Shareholding

The pattern of shareholding as of June 30, 2026, is duly annexed to this report in accordance with the reporting framework's disclosure requirements.

## Web Presence

Company's periodic financial statements for the current financial year including previous Annual, Half Year and/or Quarterly Reports are available on the Company's website i.e., **www.dingroup.com** for the information of the investors and shareholders of the Company.

## Acknowledgments

The Board of Directors wishes to express its sincere gratitude for the continued trust and support received from our valued shareholders, customers, and suppliers. The Board also recognizes the commitment and diligence demonstrated by our employees at every level, whose professionalism and perseverance have played a vital role in sustaining the Company's growth and performance. We remain thankful for the guidance and cooperation provided by regulators, financial institutions, and all other stakeholders, and we look forward to their continued support in the years to come.

SHAIKH MUHAMMAD TANVEER
Chief Executive

FAISAL JAWED
Director

# KEY HIGHLIGHTS
# FOR THE YEAR

| Sales Revenue | Rupees in '000' |
|---|---|
| 2026 | 33,089,927 |
| 2025 | 40,118,921 |

| Earning / (Loss) After Tax | Rupees in '000' |
|---|---|
| 2026 | 103,550 |
| 2025 | (706,496) |

| Total Assets | Rupees in '000' |
|---|---|
| 2026 | 34,591,605 |
| 2025 | 34,497,146 |

| Capital Expenditure | Rupees in '000' |
|---|---|
| 2026 | 766,627 |
| 2025 | 855,574 |

| Earning / (Loss) Per Share | Rupees |
|---|---|
| 2026 | 1.97 |
| 2025 | (13.47) |

SUMMARY OF STATEMENT

# OF CASH FLOWS

| | Year ended June 30 | | | | | |
|---|---|---|---|---|---|---|
| | 2026 | 2025 | 2024 | 2023 | 2022 | 2021 |
| | Rupees in '000' | | | | | |
| **Cash Flows from / (Used in)** | | | | | | |
| Operating activities | 3,596,141 | 788,359 | 2,606,166 | (2,290,085) | (4,768,661) | (641,395) |
| Investing activities | (228,436) | (832,587) | (699,125) | (3,969,168) | (1,727,977) | (4,041,225) |
| Financing activities | (3,821,823) | 505,443 | (1,603,989) | 6,182,320 | 6,567,563 | 4,498,046 |
| **Net Cash Flows** | **(454,118)** | **461,215** | **303,052** | **(76,933)** | **70,925** | **(184,574)** |
| Opening Cash and Cash Equivalents | 883,040 | 421,824 | 118,772 | 195,705 | 124,780 | 309,354 |
| Closing Cash and Cash Equivalents | 428,921 | 883,040 | 421,824 | 118,772 | 195,705 | 124,780 |

## SUMMARY OF STATEMENT OF CASH FLOWS

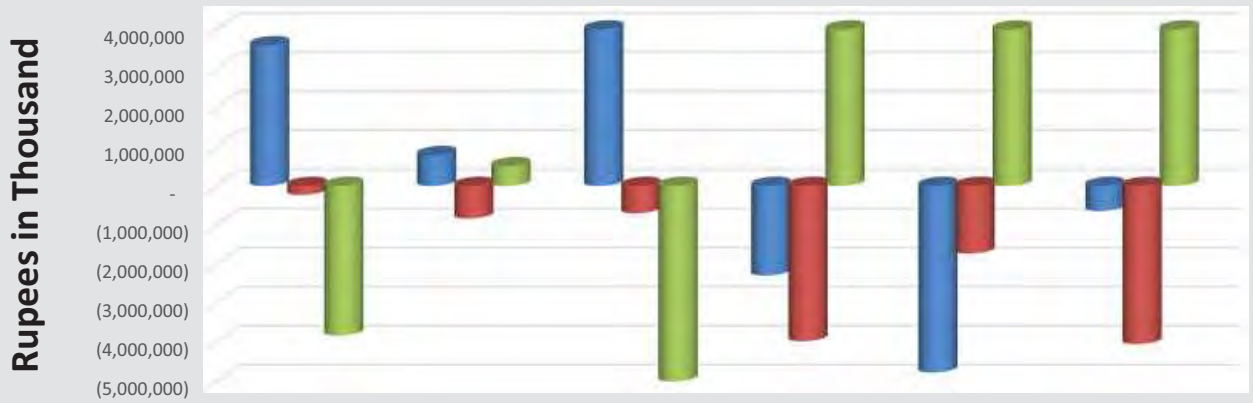


| | 2026 | 2025 | 2024 | 2023 | 2022 | 2021 |
|---|---|---|---|---|---|---|
| Operating activities | 3,596,141 | 788,359 | 2,606,166 | (2,290,085) | (4,768,661) | (641,395) |
| Investing activities | (228,436) | (832,587) | (699,125) | (3,969,168) | (1,727,977) | (4,041,225) |
| Financing activities | (3,821,823) | 505,443 | (1,603,989) | 6,182,320 | 6,567,563 | 4,498,046 |

# SIX YEARS AT A GLANCE

| | | YEAR ENDED JUNE 30 | | | | | |
|---|---|---|---|---|---|---|---|
| | | 2026 | 2025 | 2024 | 2023 | 2022 | 2021 |
| Operating Results: | | | | | | | |
| Sales-net | (Rs 000) | 33,089,927 | 40,118,921 | 40,154,921 | 31,945,822 | 31,212,122 | 17,814,012 |
| Cost of Sales | (Rs 000) | 28,931,357 | 36,377,282 | 37,291,352 | 29,211,517 | 25,382,353 | 14,528,487 |
| Gross Profit | (Rs 000) | 4,158,569 | 3,741,639 | 2,863,570 | 2,734,305 | 5,829,769 | 3,285,525 |
| Operating Profit | (Rs 000) | 3,165,732 | 2,808,795 | 1,702,345 | 2,389,066 | 5,122,192 | 2,637,745 |
| Profit / (Loss) Before Levy and Taxation | (Rs 000) | 1,058,355 | (230,575) | (2,282,360) | (624,329) | 3,733,268 | 1,937,017 |
| Profit / (Loss) for the year | (Rs 000) | 103,550 | (706,496) | (2,768,498) | (867,523) | 3,443,296 | 1,562,921 |
| Earning before interest, taxes, depreciation & amortization(EBITDA) | (Rs 000) | 4,376,521 | 3,904,502 | 2,831,588 | 3,355,630 | 6,057,019 | 3,299,441 |
| Per Share Results and Returns: | | | | | | | |
| Earning / (Loss) per share | (Rupees) | 1.97 | (13.47) | (52.77) | (16.53) | 65.63 | 29.79 |
| Market Price Per Share at the end of the year (PSX 100 Index) | (Rupees) | 81.09 | 59.36 | 69.89 | 89.90 | 121.00 | 90.00 |
| Price Earning Ratio | (Times) | 41.09 | (4.41) | (1.32) | (5.44) | 1.84 | 3.02 |
| Financial Position: | | | | | | | |
| Reserves | (Rs 000) | 10,256,322 | 6,520,597 | 7,227,279 | 10,015,058 | 7,588,596 | 4,151,820 |
| Current Assets | (Rs 000) | 16,505,191 | 18,917,007 | 18,858,151 | 21,694,084 | 18,111,343 | 8,406,965 |
| Current Liabilities | (Rs 000) | 16,360,249 | 19,317,840 | 19,382,988 | 20,108,827 | 14,044,675 | 6,616,490 |
| Net Current Assets / (Current Liabilities) | (Rs 000) | 144,942 | (400,833) | (524,837) | 1,585,257 | 4,066,668 | 1,790,475 |
| Property Plant & Equipment | (Rs 000) | 17,653,676 | 15,555,816 | 15,845,724 | 16,263,252 | 9,963,074 | 9,183,100 |
| Total assets | (Rs 000) | 34,591,605 | 34,497,146 | 34,736,369 | 37,991,974 | 28,110,695 | 17,607,595 |
| Total liabilities | (Rs 000) | 22,810,616 | 26,451,881 | 26,984,422 | 27,452,249 | 19,997,432 | 12,931,107 |
| Long Term Debt | (Rs 000) | 7,164,595 | 8,076,789 | 8,388,842 | 8,237,525 | 7,048,278 | 7,104,012 |
| Shareholders' equity | (Rs 000) | 11,780,989 | 8,045,264 | 7,751,947 | 10,539,725 | 8,113,264 | 4,676,487 |
| Capital Employed | (Rs 000) | 18,231,357 | 15,179,306 | 15,353,381 | 17,883,147 | 14,066,020 | 10,991,105 |
| Share Capital | (Rs 000) | 524,667 | 524,667 | 524,667 | 524,667 | 524,667 | 524,667 |
| Break up value per share | (Rupees) | 224.54 | 153.34 | 147.75 | 200.88 | 154.64 | 89.13 |
| Financial Ratio: | | | | | | | |
| Current ratio | (Times) | 1.01 | 0.98 | 0.97 | 1.08 | 1.29 | 1.27 |
| Debt to Total Assets | (%) | 52.51 | 63.73 | 64.72 | 63.39 | 63.68 | 64.37 |
| Return on equity | (%) | 0.88 | (8.78) | (35.71) | (8.23) | 42.44 | 33.42 |
| Return on capital employed | (%) | 0.57 | (4.65) | (18.03) | (4.85) | 24.48 | 14.22 |
| Quick Acid test ratio | (Times) | 0.46 | 0.45 | 0.42 | 0.47 | 0.52 | 0.60 |
| Earnings before interest, taxes depreciation & amortization margin (EBITDA) | (%) | 13.23 | 9.73 | 7.05 | 10.50 | 19.41 | 18.52 |
| Long Term Debt to Equity Ratio | (%) | 60.81 | 100.39 | 108.22 | 78.16 | 86.87 | 151.91 |
| Debt to Equity Ratio | (%) | 193.62 | 328.79 | 348.10 | 260.46 | 246.48 | 276.51 |
| Profitability Ratios: | | | | | | | |
| Gross Profit Ratio | (%) | 12.57 | 9.33 | 7.13 | 8.56 | 18.68 | 18.44 |
| Net Profit / (loss) Margin | (%) | 0.31 | (1.76) | (6.89) | (2.72) | 11.03 | 8.77 |
| Interest Coverage | (Times) | 1.50 | 0.92 | 0.43 | 0.79 | 3.69 | 3.76 |
| No. of days in Receivable | (Days) | 50.26 | 48.64 | 47.07 | 56.14 | 56.63 | 67.40 |
| No. of days in Payable | (Days) | 38.21 | 29.22 | 19.37 | 13.84 | 8.96 | 12.90 |
| No. of Days in Inventory | (Days) | 120.89 | 105.56 | 113.20 | 144.27 | 109.42 | 99.33 |
| Cash Operating Cycle | (Days) | 132.94 | 124.98 | 140.90 | 186.57 | 157.09 | 153.83 |
| Debtors turnover ratio | (Times) | 7.26 | 7.52 | 7.78 | 6.50 | 6.45 | 5.42 |
| Creditor Turnover ratio | (Times) | 9.55 | 12.49 | 18.85 | 31.02 | 49.14 | 12.21 |
| Inventory turnover | (Times) | 3.02 | 3.47 | 3.23 | 2.53 | 3.34 | 3.67 |
| Fixed Assets Turnover | (Times) | 1.87 | 2.58 | 2.53 | 1.96 | 3.13 | 1.94 |
| Total Assets Turnover | (Times) | 0.96 | 1.16 | 1.16 | 0.84 | 1.11 | 1.01 |
| Other Data: | | | | | | | |
| Depreciation & Amortization | (Rs 000) | 1,210,789 | 1,095,707 | 1,129,243 | 966,564 | 934,827 | 661,696 |
| Capital Expenditure | (Rs 000) | 766,627 | 855,574 | 742,871 | 4,010,270 | 1,798,928 | 4,059,785 |

# STATEMENT OF VALUE ADDED

| WEALTH GENERATED | 2026 | | 2025 | |
|---|---|---|---|---|
| **Gross Sales Revenue** | 33,089,926,693 | | 40,118,920,718 | |
| **Other Income** | 246,063,145 | | 193,093,788 | |
| Less: | | | | |
| **Material & services** | | | | |
| Material & Factory cost | 25,500,083,549 | | 32,887,487,920 | |
| Administrative & other | 231,275,344 | | 181,643,844 | |
| Distribution | 626,507,334 | | 645,051,201 | |
| **Value Add** | **6,978,123,611** | 100 | **6,597,831,541** | 100 |
| **WEALTH DISTRIBUTED** | | % age | | % age |
| **To Employees** | | | | |
| Salaries & benefits | 2,516,039,622 | 36.06 | 2,696,313,017 | 40.87 |
| **To Government** | | | | |
| Tax | 957,668,716 | 13.72 | 475,876,284 | 7.21 |
| Worker Profit Participation Fund | 56,839,691 | 0.81 | - | - |
| Worker Welfare Fund | 21,599,083 | 0.31 | - | - |
| **To Providers of Capital** | | | | |
| Mark up/Interest on Borrowed Fund | 2,107,377,332 | 30.20 | 3,039,370,118 | 46.07 |
| **To Provide for Maintenance & Expansion of Assets** | | | | |
| Depreciation | 1,208,036,842 | 17.31 | 1,092,954,825 | 16.57 |
| Profit Retained / (Loss) incurred | 110,562,325 | 1.58 | (706,682,703) | (10.71) |
| | **6,978,123,611** | | **6,597,831,541** | |

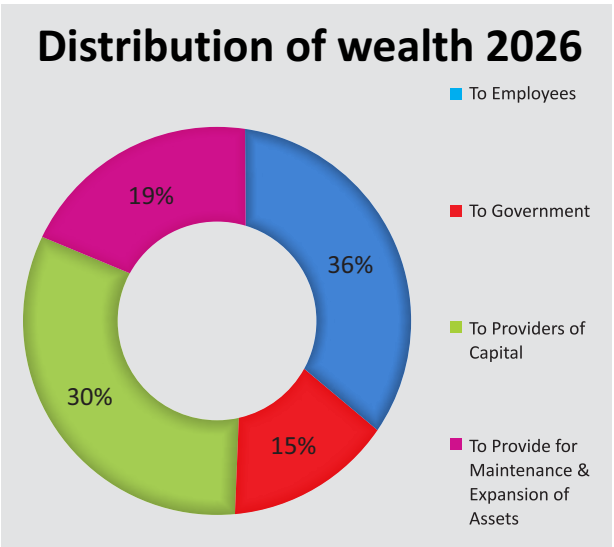


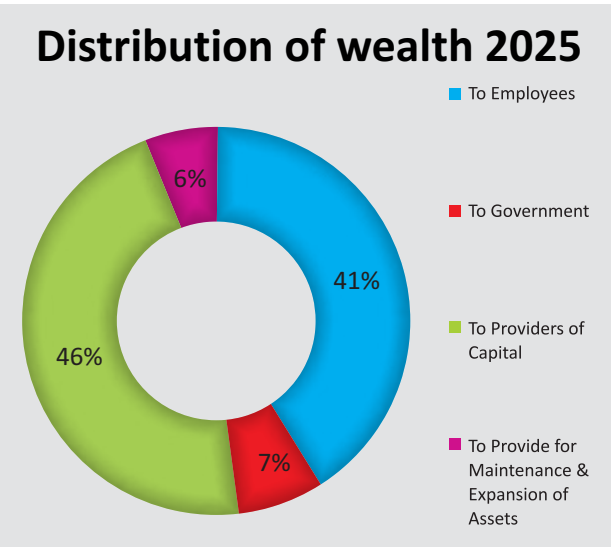

# HORIZONTAL ANALYSIS

| | 2026 | Variance vs Last Year Increase/ (Decrease) % | 2025 | Variance vs Last Year Increase/ (Decrease) % | 2024 | Variance vs Last Year Increase/ (Decrease) % | 2023 | Variance vs Last Year Increase/ (Decrease) % | 2022 |
|---|---|---|---|---|---|---|---|---|---|
| | ..... (Rupees in million)..... | | | | | | | | |
| **Operating Results** | | | | | | | | | |
| Sales - net | **33,090** | (17.52) | **40,119** | (0.09) | **40,155** | 25.70 | **31,946** | 2.35 | **31,212** |
| Cost of sales | **(28,931)** | (20.47) | **(36,377)** | (2.45) | **(37,291)** | 27.66 | **(29,212)** | 15.09 | **(25,382)** |
| **Gross profit** | **4,159** | 11.14 | **3,742** | 30.66 | **2,864** | 4.73 | **2,734** | (53.10) | **5,830** |
| Distribution cost | **627** | (2.87) | **645** | (14.29) | **753** | (7.98) | **818** | 36.39 | **600** |
| Administrative expenses | **446** | 0.31 | **444** | 11.71 | **398** | 2.18 | **389** | 6.76 | **365** |
| Other operating expenses | **167** | 355.08 | **37** | (81.33) | **196** | 383.19 | **41** | (86.62) | **304** |
| Finance cost | **2,107** | (30.66) | **3,039** | (23.72) | **3,985** | 32.23 | **3,013** | 116.96 | **1,389** |
| Other operating income | **246** | 27.43 | **193** | 4.16 | **185** | (79.46) | **902** | 61.08 | **560** |
| **Profit / (Loss) before taxation** | **1,058** | (559.01) | **(231)** | (89.90) | **(2,282)** | (2611.01) | **91** | (97.57) | **3,733** |
| Provision for taxation | **(955)** | 100.62 | **(476)** | (2.10) | **(486)** | 99.90 | **(243)** | (16.13) | **(290)** |
| **Profit / (Loss) before taxation** | **104** | (114.66) | **(706)** | (74.48) | **(2,768)** | 1717.79 | **(152)** | 104.42 | **3,443** |
| **Statement of Financial Position** | | | | | | | | | |
| **NON CURRENT ASSETS** | | | | | | | | | |
| Property, plant and equipment | **17,654** | 13.49 | **15,556** | (1.83) | **15,846** | (2.57) | **16,263** | 63.24 | **9,963** |
| Long term deposits | **145** | 662.93 | **19** | (22.15) | **24** | 2.55 | **24** | 4.88 | **23** |
| Intangible assets | **3** | (52.17) | **5** | (34.29) | **8** | (25.53) | **11** | (20.34) | **14** |
| Investment Property | **285** | 0.00 | **-** | 0.00 | **-** | 0.00 | **-** | 0.00 | **-** |
| **Total non current assets** | **18,086** | 16.09 | **15,580** | (1.88) | **15,878** | (2.58) | **16,298** | 62.99 | **9,999** |
| **CURRENT ASSETS** | | | | | | | | | |
| **Non-current asset held for sale** | **152** | 0.00 | **-** | 0.00 | **-** | 0.00 | **-** | 0.00 | **-** |
| Stores, spare parts and loose tools | **700** | (13.70) | **811** | (34.86) | **1,245** | 132.29 | **536** | (6.84) | **575** |
| Stock in trade | **8,219** | (12.89) | **9,435** | (0.60) | **9,492** | (19.52) | **11,795** | 15.80 | **10,186** |
| Trade debts | **4,556** | (14.55) | **5,332** | 3.25 | **5,164** | 5.09 | **4,914** | 1.47 | **4,843** |
| Advances | **1,098** | 4.93 | **1,047** | 29.66 | **807** | 324.31 | **190** | (14.19) | **222** |
| Trade deposits and prepayments | **66** | 0.29 | **66** | 9141.45 | **1** | (46.14) | **1** | 6.92 | **1** |
| Other receivables | **845** | 2.98 | **820** | 54.41 | **531** | (8.83) | **583** | 41.44 | **412** |
| Tax refunds due from the Government | **440** | (15.88) | **524** | (56.23) | **1,196** | (66.37) | **3,556** | 112.08 | **1,677** |
| Cash and bank balances | **429** | (51.43) | **883** | 109.34 | **422** | 255.15 | **119** | (39.31) | **196** |
| **Total current assets** | **16,505** | (12.75) | **18,917** | 0.31 | **18,858** | (13.07) | **21,694** | 19.78 | **18,111** |
| **Total assets** | **34,592** | 0.27 | **34,497** | (0.69) | **34,736** | (8.57) | **37,992** | 35.15 | **28,111** |
| **CURRENT LIABILITIES** | | | | | | | | | |
| Trade and other payables | **3,469** | (0.11) | **3,473** | 24.72 | **2,785** | 50.39 | **1,852** | 27.08 | **1,457** |
| Contract Liabilities | **42** | (24.94) | **56** | 1499.91 | **4** | (97.40) | **135** | 1902.29 | **7** |
| Unclaimed dividend | **5** | (0.10) | **5** | (0.02) | **5** | 0.00 | **5** | (3.94) | **6** |
| Accrued mark up and interest | **451** | (13.49) | **522** | (61.14) | **1,343** | 23.20 | **1,090** | 175.78 | **395** |
| Short term borrowings | **10,999** | (20.92) | **13,908** | (1.30) | **14,091** | (11.08) | **15,846** | 46.01 | **10,853** |
| Current portion of Long term financing | **1,393** | 2.99 | **1,353** | 17.07 | **1,156** | (2.12) | **1,181** | (11.04) | **1,327** |
| **Total Current Liabilities** | **16,360** | (15.31) | **19,318** | (0.34) | **19,383** | (3.61) | **20,109** | 43.18 | **14,045** |
| **WORKING CAPITAL** | **145** | (136.16) | **(401)** | (23.63) | **(525)** | (133.11) | **1,585** | (61.02) | **4,067** |
| **TOTAL CAPITAL EMPLOYED** | **18,231** | 20.11 | **15,179** | (1.13) | **15,353** | (14.15) | **17,883** | 27.14 | **14,066** |
| **NON CURRENT LIABILITIES** | | | | | | | | | |
| Long term financing | **5,771** | (14.17) | **6,724** | (7.04) | **7,233** | 2.50 | **7,057** | 23.35 | **5,721** |
| **Deferred liabilities** | | | | | | | | | |
| Staff retirement benefits - gratuity | **482** | 17.43 | **410** | 11.38 | **368** | 28.51 | **287** | 23.67 | **232** |
| Deferred taxation | **197** | 0.00 | **-** | 0.00 | **-** | 0.00 | **-** | 0.00 | **-** |
| **Total Non Current Liabilities** | **6,450** | (9.58) | **7,134** | (6.15) | **7,601** | 3.51 | **7,343** | 23.36 | **5,953** |
| **Net Worth** | **11,781** | 46.43 | **8,045** | 3.78 | **7,752** | (26.45) | **10,540** | 29.91 | **8,113** |
| **Net Worth Represented by:** | | | | | | | | | |
| Issued, subscribed and paid up capital | **525** | 0.00 | **525** | 0.00 | **525** | 0.00 | **525** | 0.00 | **525** |
| Loan from directors and sponsors | **1,000** | 0.00 | **1,000** | 100.00 | **-** | 0.00 | **-** | 0.00 | **-** |
| Reserves | **3,360** | 3.40 | **3,249** | (17.28) | **3,928** | (41.51) | **6,716** | (11.50) | **7,589** |
| Surplus on revaluation of property, plant and equipment | **6,896** | 110.82 | **3,271** | (0.84) | **3,299** | 0.00 | **3,299** | 100.00 | **-** |
| | **11,781** | 46.43 | **8,045** | 3.78 | **7,752** | (26.45) | **10,540** | 29.91 | **8,113** |
| **Total Equity and Liabilities** | **34,592** | 0.27 | **34,497** | (0.69) | **34,736** | (8.57) | **37,992** | 35.15 | **28,111** |

# VERTICAL ANALYSIS

| | 2026 | % | 2025 | % | 2024 | % | 2023 | % |
|---|---|---|---|---|---|---|---|---|
| | ..... (Rupees in million)..... | | | | | | | |
| **Operating Results** | | | | | | | | |
| Sales - net | **33,090** | 100.00 | **40,119** | 100.00 | **40,155** | 100.00 | **31,946** | 100.00 |
| Cost of sales | **(28,931)** | (87.43) | **(36,377)** | (90.67) | **(37,291)** | (92.87) | **(29,212)** | (91.44) |
| **Gross profit** | **4,159** | 12.57 | **3,742** | 9.33 | **2,864** | 7.13 | **2,734** | 8.56 |
| Distribution cost | **627** | 1.89 | **645** | 1.61 | **753** | 1.87 | **818** | 2.56 |
| Administrative expenses | **446** | 1.35 | **444** | 1.11 | **398** | 0.99 | **389** | 1.22 |
| Other operating expenses | **167** | 0.50 | **37** | 0.09 | **196** | 0.49 | **41** | 0.13 |
| Finance cost | **2,107** | 6.37 | **3,039** | 7.58 | **3,985** | 9.92 | **3,013** | 9.43 |
| Other operating income | **246** | 0.74 | **193** | 0.48 | **185** | 0.46 | **902** | 2.82 |
| **Profit / (loss) before taxation** | **1,058** | 3.20 | **(231)** | (0.57) | **(2,282)** | (5.68) | **91** | 0.28 |
| Provision for taxation | **(955)** | (2.89) | **(476)** | (1.19) | **(486)** | (1.21) | **(243)** | (0.76) |
| **Profit / (loss) before taxation** | **104** | 0.31 | **(706)** | (1.76) | **(2,768)** | (6.89) | **(152)** | (0.48) |
| **Statement of Financial Position** | | | | | | | | |
| **NON CURRENT ASSETS** | | | | | | | | |
| Property, plant and equipment | **17,654** | 51.03 | **15,556** | 45.09 | **15,846** | 45.62 | **16,263** | 42.81 |
| Long term deposits | **145** | 0.42 | **19** | 0.06 | **24** | 0.07 | **24** | 0.06 |
| Intangible assets | **3** | 0.01 | **5** | 0.02 | **8** | 0.02 | **11** | 0.03 |
| Investment property | **285** | 0.82 | **-** | 0.00 | **-** | 0.00 | **-** | 0.00 |
| **Total non current assets** | **18,086** | 52.29 | **15,580** | 45.16 | **15,878** | 45.71 | **16,298** | 42.90 |
| **CURRENT ASSETS** | | | | | | | | |
| Non current asset held for sale | **152** | 0.44 | **-** | 0.00 | **-** | 0.00 | **-** | 0.00 |
| Stores, spare parts and loose tools | **700** | 2.02 | **811** | 2.35 | **1,245** | 3.58 | **536** | 1.41 |
| Stock in trade | **8,219** | 23.76 | **9,435** | 27.35 | **9,492** | 27.33 | **11,795** | 31.05 |
| Trade debts | **4,556** | 13.17 | **5,332** | 15.46 | **5,164** | 14.87 | **4,914** | 12.93 |
| Advances | **1,098** | 3.17 | **1,047** | 3.03 | **807** | 2.32 | **190** | 0.50 |
| Trade deposits and prepayments | **66** | 0.19 | **66** | 0.19 | **1** | 0.00 | **1** | 0.00 |
| Other receivables | **845** | 2.44 | **820** | 2.38 | **531** | 1.53 | **583** | 1.53 |
| Tax refunds due from Government - Net | **440** | 1.27 | **524** | 1.52 | **1,196** | 3.44 | **3,556** | 9.36 |
| Cash and bank balances | **429** | 1.24 | **883** | 2.56 | **422** | 1.21 | **119** | 0.31 |
| **Total current assets** | **16,505** | 47.71 | **18,917** | 54.84 | **18,858** | 54.29 | **21,694** | 57.10 |
| **Total assets** | **34,592** | 100 | **34,497** | 100.00 | **34,736** | 100.00 | **37,992** | 100.00 |
| **CURRENT LIABILITIES** | | | | | | | | |
| Trade and other payables | **3,469** | 10.03 | **3,473** | 10.07 | **2,785** | 8.02 | **1,852** | 4.87 |
| Contract Liabilities | **42** | 0.12 | **56** | 0.16 | **4** | 0.01 | **135** | 0.36 |
| Unclaimed dividend | **5** | 0.02 | **5** | 0.02 | **5** | 0.02 | **5** | 0.01 |
| Accrued mark up and interest | **451** | 1.31 | **522** | 1.51 | **1,343** | 3.87 | **1,090** | 2.87 |
| Short term borrowings | **10,999** | 31.80 | **13,908** | 40.32 | **14,091** | 40.57 | **15,846** | 41.71 |
| Current portion of | | | | | | | | |
| Long term financing | **1,393** | 4.03 | **1,353** | 3.92 | **1,156** | 3.33 | **1,181** | 3.11 |
| **Total current Liabilities** | **16,360** | 47.30 | **19,318** | 56.00 | **19,383** | 55.80 | **20,109** | 52.93 |
| **WORKING CAPITAL** | **145** | 0.42 | **(401)** | (1.16) | **(525)** | (1.51) | **1,585** | 4.17 |
| **TOTAL CAPITAL EMPLOYED** | **18,231** | 52.70 | **15,179** | 44.00 | **15,353** | 44.20 | **17,883** | 47.07 |
| **NON CURRENT LIABILITIES** | | | | | | | | |
| Long term financing | **5,771** | 16.68 | **6,724** | 19.49 | **7,233** | 20.82 | **7,057** | 18.57 |
| Deferred liabilities | | | | | | | | |
| Staff retirement benefits - gratuity | **482** | 1.39 | **410** | 1.19 | **368** | 1.06 | **287** | 0.75 |
| Deferred taxation | **197** | 0.57 | **-** | 0.00 | **-** | 0.00 | **-** | 0.00 |
| **Total Non Current Liabilities** | **6,450** | 18.08 | **7,134** | 20.68 | **7,601** | 21.88 | **7,343** | 19.33 |
| **Net Worth** | **11,781** | 34.63 | **8,045** | 23.32 | **7,752** | 22.32 | **10,540** | 27.74 |
| **Net Worth Represented by:** | | | | | | | | |
| Issued, subscribed and paid up capital | **525** | 1.52 | **525** | 1.52 | **525** | 1.51 | **525** | 1.38 |
| Loan from directors and sponsors | **1,000** | 2.89 | **1,000** | 2.90 | **-** | 0.00 | **-** | 0.00 |
| Reserves | **3,360** | 9.71 | **3,249** | 9.42 | **3,928** | 11.31 | **6,716** | 17.68 |
| Surplus on revaluation of property, plant and equipment | **6,896** | 19.94 | **3,271** | 9.48 | **3,299** | 9.50 | **3,299** | 8.68 |
| | **11,781** | 34.06 | **8,045** | 23.32 | **7,752** | 22.32 | **10,540** | 27.74 |
| **Total equity and Liabilities** | **34,592** | 100.00 | **34,497** | 100.00 | **34,736** | 100.00 | **37,992** | 100.00 |

# DuPont Analysis

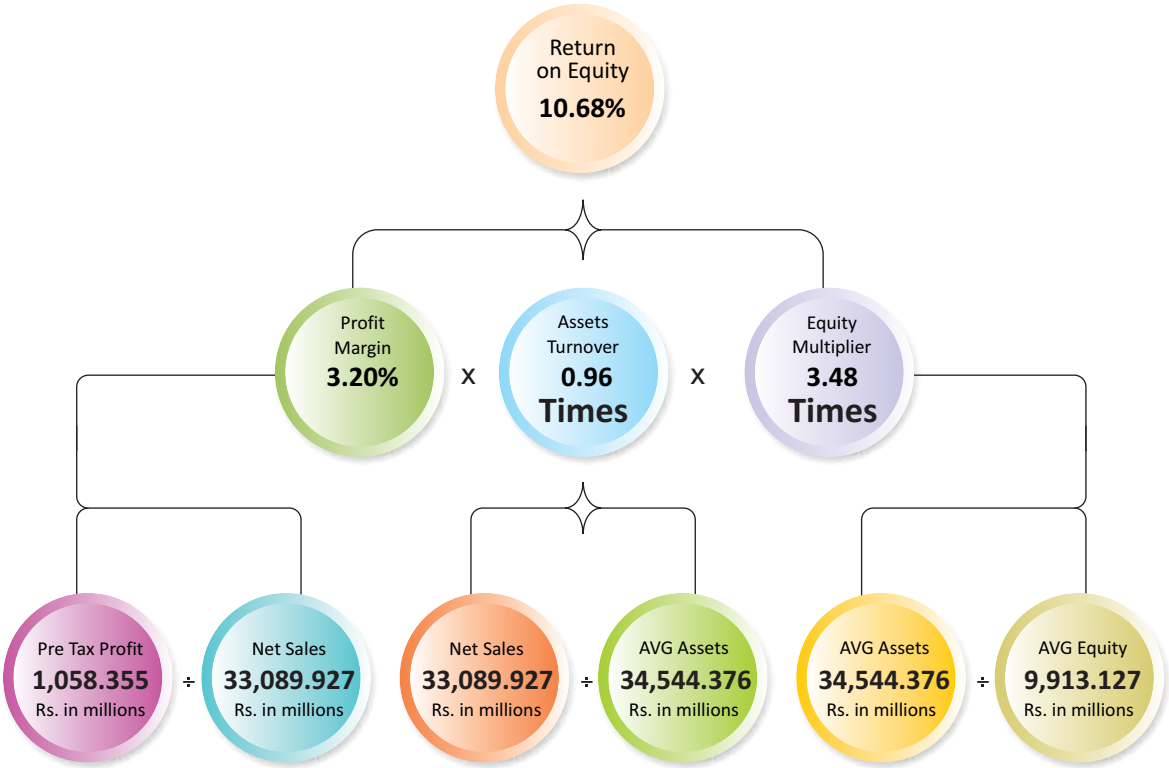


| Year | Return on Equity (ROE)<br><br>D=A*B*C | Profit Margin = Pre tax Profit / Net Sales<br><br>A | Total Assets Turnover = Net Sales / AVG. Assets<br><br>B | Equity Multiplier = Avg. Assets / Avg. Equity<br><br>C |
|---|---|---|---|---|
| 2026 | 10.68% | 3.20% | 0.96 | 3.48 |
| 2025 | -2.92% | -0.57% | 1.16 | 4.38 |
| 2024 | -24.96% | -5.68% | 1.10 | 3.98 |
| 2023 | -6.69% | -1.95% | 0.97 | 3.54 |
| 2022 | 58.38% | 11.96% | 1.37 | 3.57 |
| 2021 | 49.75% | 10.87% | 1.19 | 3.86 |

## Composition of Assets

## Equity & Liabilities

## Profit & Loss - Breakup of Major Expenses

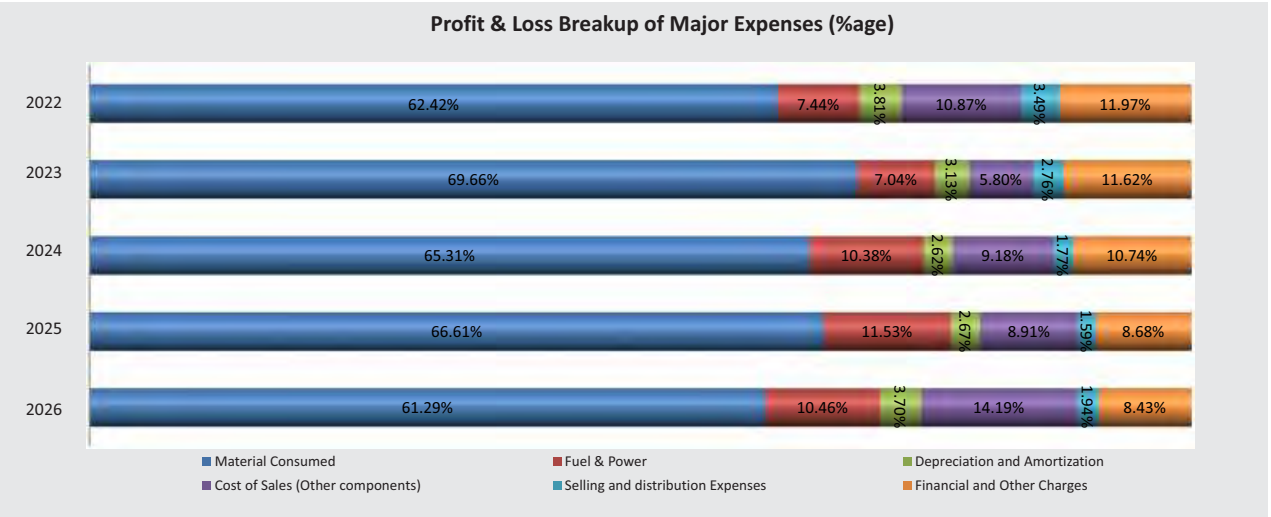

# GRAPHICAL ANALYSIS OF SIX YEARS AT A GLANCE

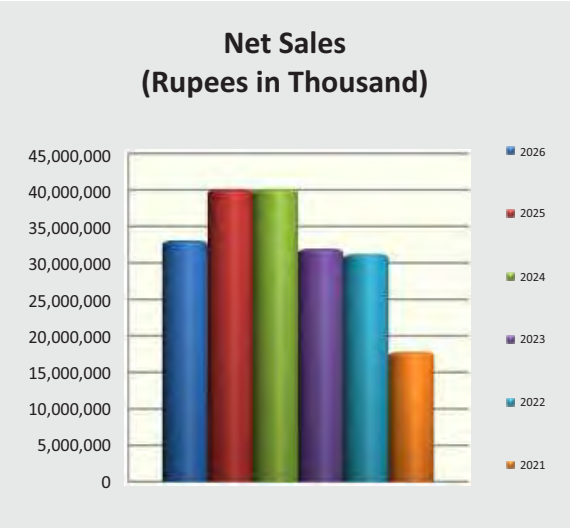

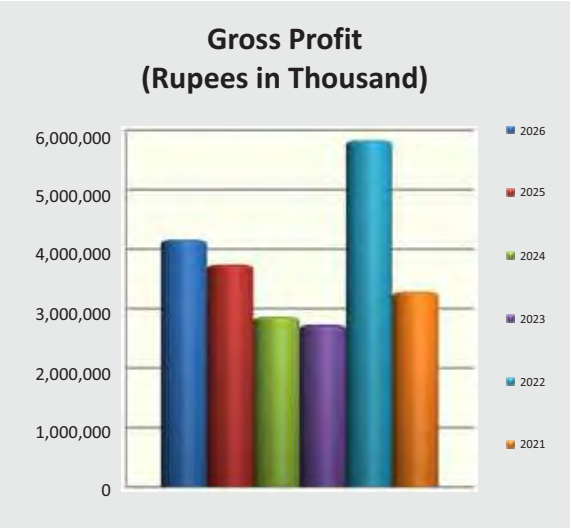

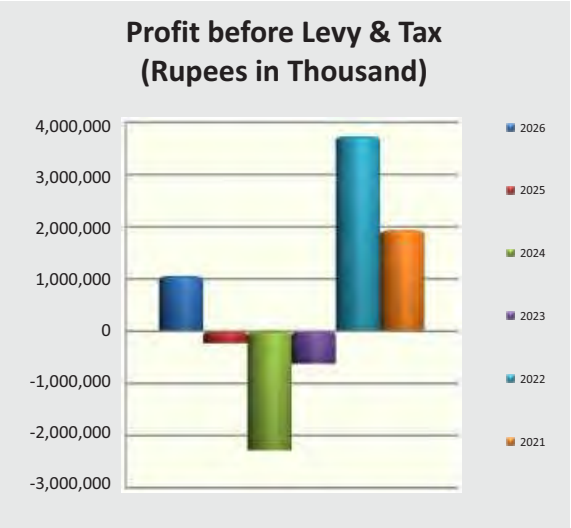


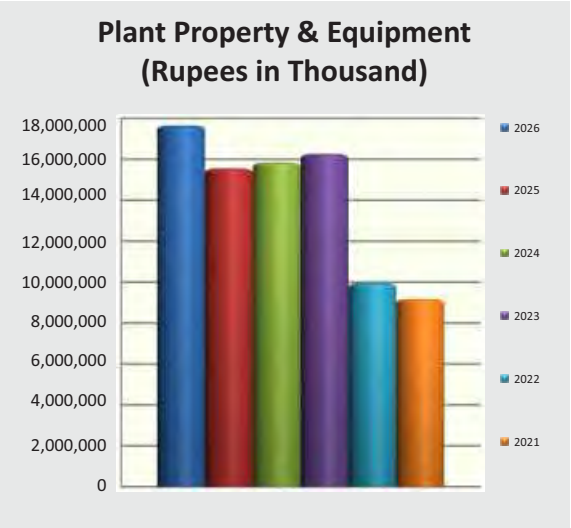

# GRAPHICAL ANALYSIS OF SIX YEARS AT A GLANCE

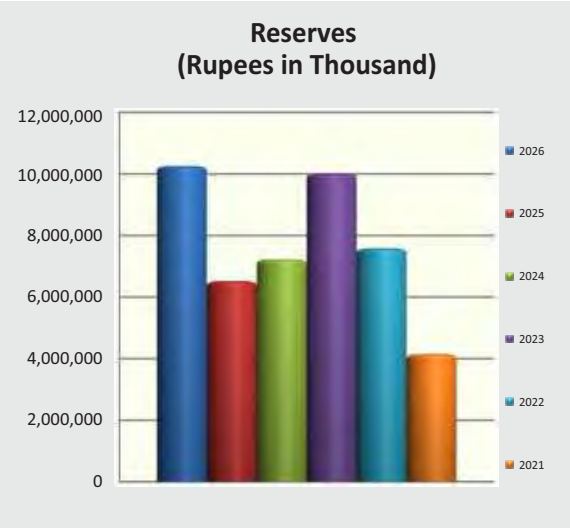


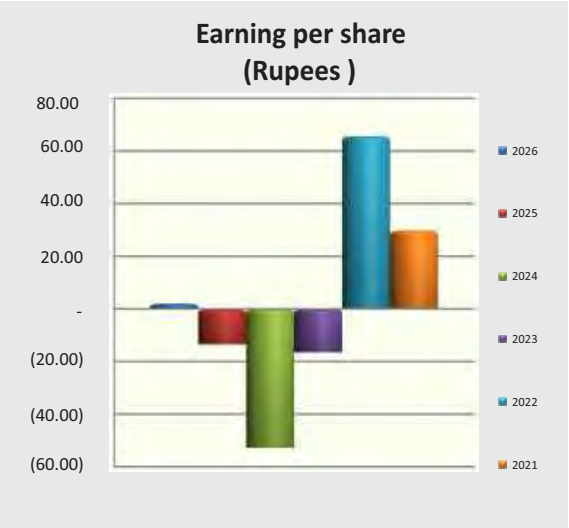


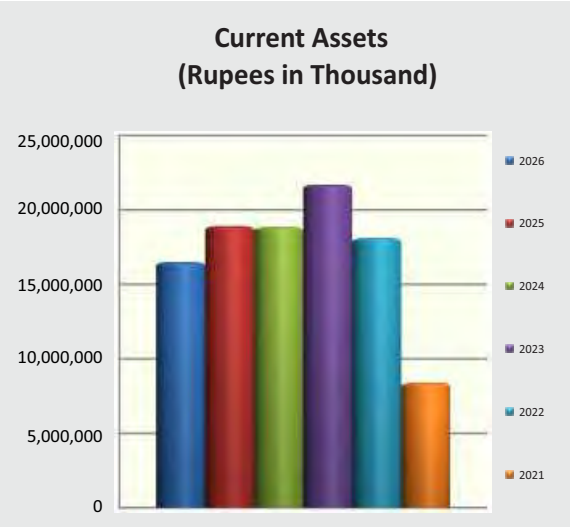


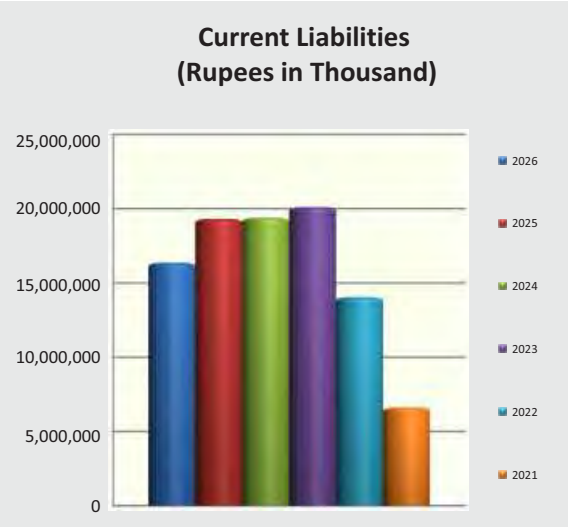


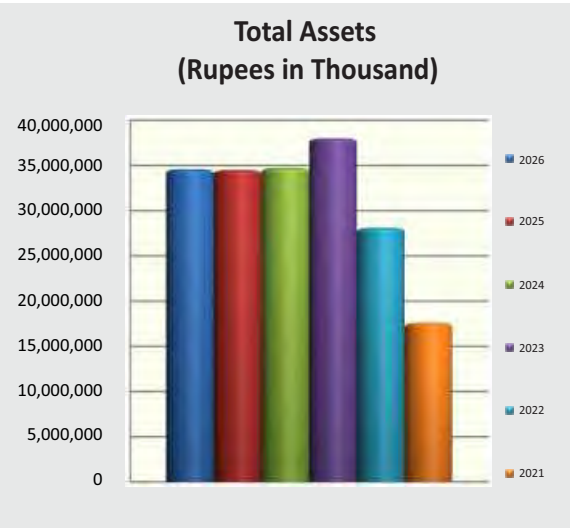


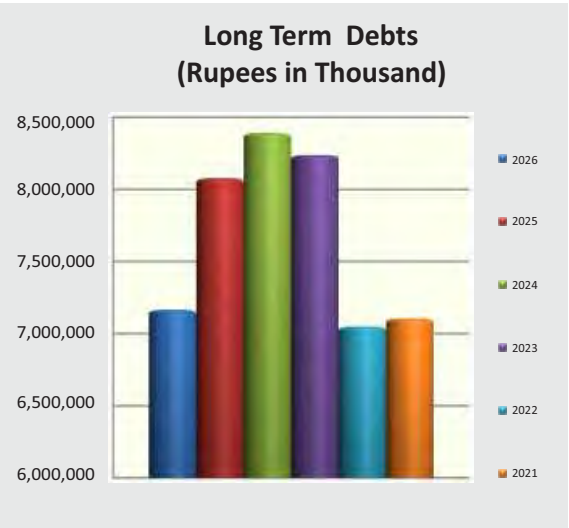

# GRAPHICAL ANALYSIS OF SIX YEARS AT A GLANCE

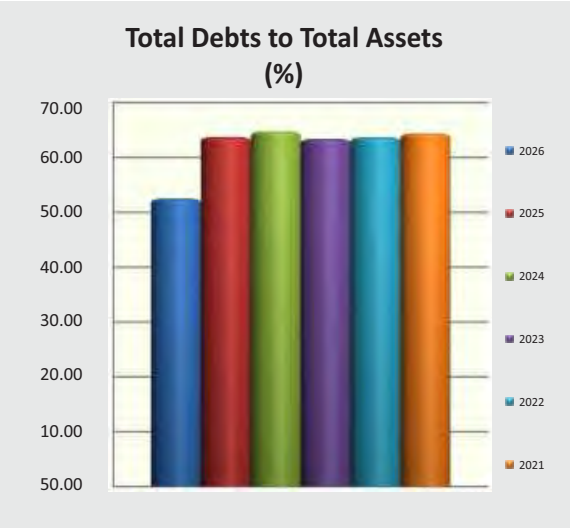


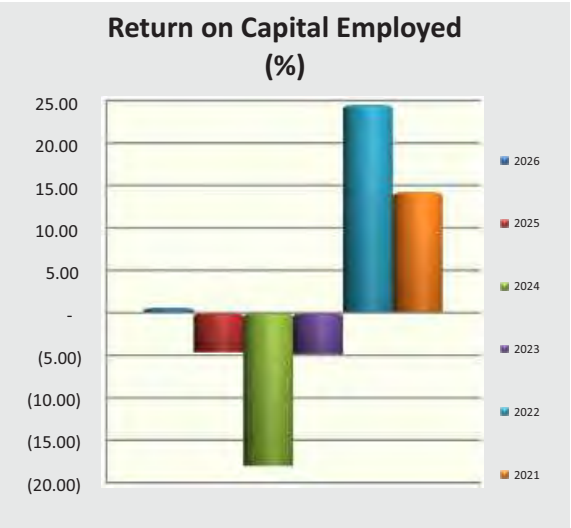

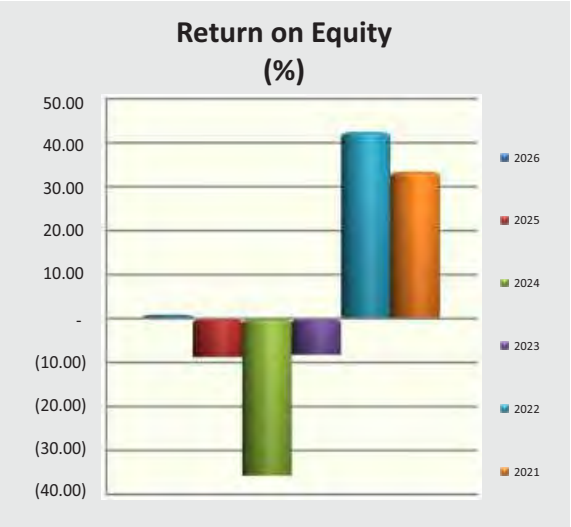


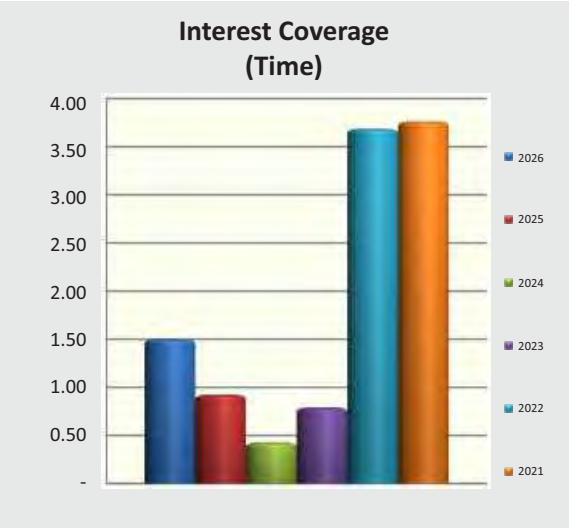

# GRAPHICAL ANALYSIS OF SIX YEARS AT A GLANCE

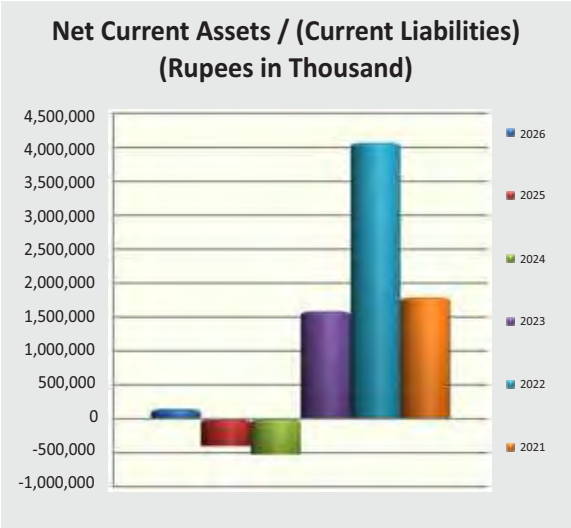

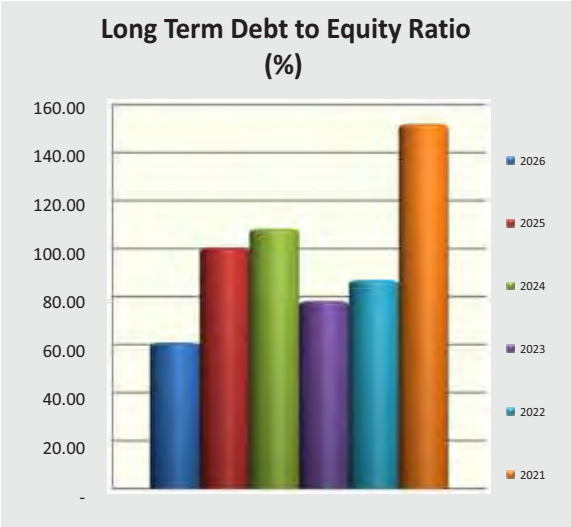


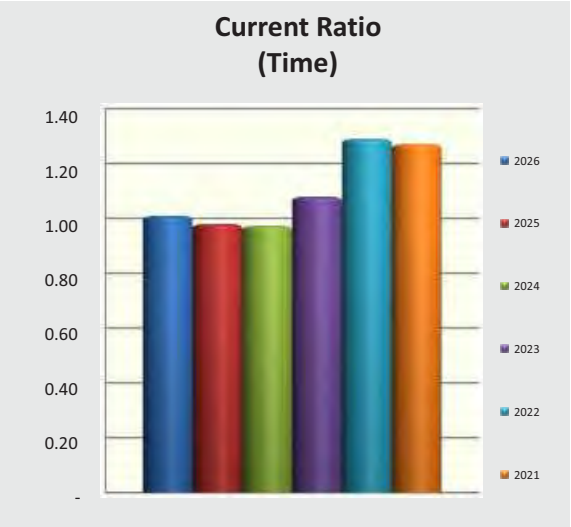


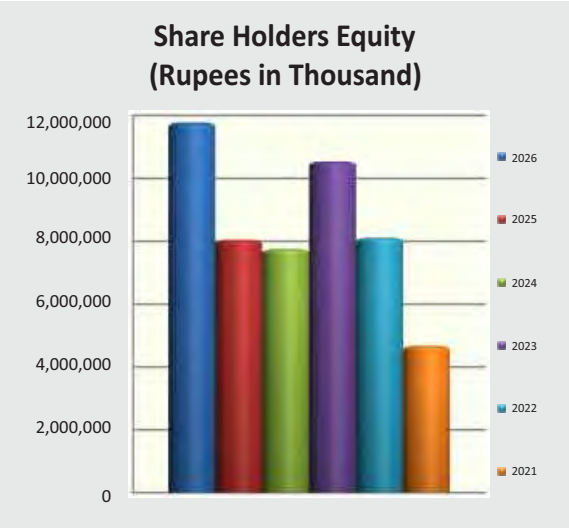

# PATTERN OF SHAREHOLDING REPORT
## As at June 30, 2026

| Categories of Shareholders | Shareholders | Shares Held | Percentage |
|---|---|---|---|
| Directors and their spouse(s) and minor children | | | |
| Shaikh Muhammad Pervez | 1 | 7,376,842 | 14.06 |
| Shaikh Muhammad Jawed | 1 | 1,000 | 0.00 |
| Shaikh Muhammad Tanveer | 1 | 1,914,678 | 3.65 |
| Mrs. Ghazala Pervez | 1 | 3,986,260 | 7.60 |
| Shaikh Mohammad Naveed | 1 | 4,930,858 | 9.40 |
| Faisal Jawed | 1 | 3,814,095 | 7.27 |
| Shaikh Mohammad Raffay | 1 | 1,223,479 | 2.33 |
| Ms. Farah Agha | 1 | 100 | 0.00 |
| Mrs. Romisa Raffay | 1 | 899 | 0.00 |
| Mr. Ehtesham Maqbool Elahi | 1 | 899 | 0.00 |
| Mr. Ali Farooq | 1 | 100 | 0.00 |
| Associated Companies, undertakings and related parties | 1 | 6,469,187 | 12.33 |
| NIT & ICP | 2 | 803,833 | 1.53 |
| Banks Development Financial Institutions, Non Banking Financial Institutions. | 5 | 34,808 | 0.07 |
| Insurance Companies | 1 | 600 | 0.00 |
| Modarabas and Mutual Funds | 3 | 113,584 | 0.22 |
| General Public | | | |
| a. Local | 970 | 15,800,141 | 30.11 |
| b. Foreign | - | - | - |
| Foreign Companies | - | - | - |
| Others | 13 | 5,995,386 | 11.43 |
| Totals | **1,006** | **52,466,749** | **100.00** |

| Share holders holding 10% or more | | Shares Held | Percentage |
|---|---|---|---|
| Shaikh Muhammad Pervez | | **7,376,842** | **14.06** |
| Din Corporation (Pvt.) Limited | | **6,469,187** | **12.33** |
| Din Industries Management (Pvt.) Limited | | **5,679,742** | **10.83** |

# Pattern of Shareholding
## As at June 30, 2026

| NO OF SHARE HOLDERS | SHAREHOLDING SLAB | | | TOTAL SHARES HELD |
|---|---|---|---|---|
| 355 | 1 | to | 100 | 6,096 |
| 250 | 101 | to | 500 | 60,771 |
| 268 | 501 | to | 1000 | 240,081 |
| 95 | 1001 | to | 5000 | 209,978 |
| 11 | 5001 | to | 10000 | 76,919 |
| 4 | 10001 | to | 15000 | 48,302 |
| 3 | 15001 | to | 20000 | 54,928 |
| 1 | 20001 | to | 25000 | 23,350 |
| 1 | 40001 | to | 45000 | 43,167 |
| 1 | 110001 | to | 115000 | 113,064 |
| 1 | 255001 | to | 260000 | 257,936 |
| 1 | 800001 | to | 805000 | 803,434 |
| 4 | 1220001 | to | 1225000 | 4,893,916 |
| 2 | 1910001 | to | 1915000 | 3,829,356 |
| 1 | 1915001 | to | 1920000 | 1,916,678 |
| 2 | 3810001 | to | 3815000 | 7,628,190 |
| 1 | 3815001 | to | 3820000 | 3,817,694 |
| 1 | 3985001 | to | 3990000 | 3,986,260 |
| 1 | 4930001 | to | 4935000 | 4,930,858 |
| 1 | 5675001 | to | 5680000 | 5,679,742 |
| 1 | 6465001 | to | 6470000 | 6,469,187 |
| 1 | 7375001 | to | 7380000 | 7,376,842 |
| **1006** | | | | **52,466,749** |

**Naveed Zafar Ashfaq Jaffery & Co.**
Chartered Accountants

A Member Firm of:
PrimeGlobal
An Association of
Independent Accounting Firms

1st Floor, Modern Motors House,
Beaumont Road, Karachi-Pakistan.
Tel: +92 21-35671909,35673754
Fax: +92-21-35210626
E-mail:khi@nzaj.com.pk
Web:www.nzaj.com.pk

# Independent Auditor's Review Report to the members of Din Textile Mills Limited on the Statement of Compliance contained in Listed Companies (Code of Corporate Governance) Regulations, 2019

We have reviewed the enclosed Statement of Compliance with the Listed Companies (Code of Corporate Governance) Regulations, 2019 (the Regulations) prepared by the Board of Directors of **Din Textile Mills Limited** (the Company) for the year ended June, 30 2026 in accordance with the requirements of regulation 36 of the Regulations.

The responsibility for compliance with the Regulations is that of the Board of Directors of the Company. Our responsibility is to review whether the Statement of Compliance reflects the status of the Company's compliance with the provisions of the Regulations and report if it does not and to highlight any non-compliance with the requirements of the Regulations. A review is limited primarily to inquiries of the Company's personnel and review of various documents prepared by the Company to comply with the Regulations.

As a part of our audit of the financial statements we are required to obtain an understanding of the accounting and internal control systems sufficient to plan the audit and develop an effective audit approach. We are not required to consider whether the Board of Directors' statement on internal control covers all risks and controls or to form an opinion on the effectiveness of such internal controls, the Company's corporate governance procedures and risks.

The Regulations require the Company to place before the Audit Committee, and upon recommendation of the Audit Committee, place before the Board of Directors for their review and approval, its related party. We are only required and have ensured compliance of this requirement to the extent of the approval of the related party transactions by the Board of Directors upon recommendation of the Audit Committee.

Based on our review, nothing has come to our attention which causes us to believe that the Statement of Compliance does not appropriately reflect the Company's compliance, in all material respects, with the requirements contained in the Regulations as applicable to the Company for the year ended June, 30 2026.

Naveed Zafar Ashfaq Jaffery

Karachi
**Date September 28, 2026**
**UDIN: CR2026105324UqIN9LMa**

Chartered Accountants
Engagement Partner: **Ahsan Elahi Vohra – FCA**

Other Offices:
3-B, ATS Centre, 30-West, Fazal-Ul-Haq Road, Blue Area, Islamabad-Pakistan. Ph: +92-51-2878530-32 Fax: +92-51-2206283 E-mail:isl@nzaj.com.pk
201-Regency Plaza, M.M. Alam Road, Gulberg-II, Lahore-Pakistan. Ph: +92-42-37321969,37249053 Fax: +92-42-37324103 E-mail: lhr@nzaj.com.pk
1st Floor Lamsay Arcade, oppt. Green's Banquet Hall, Peshawar. Ph. +92-91-5276102, 5274995 Fax: 091-5274968 Email:pesh@nzaj.com.pk

## *STATEMENT OF COMPLIANCE WITH LISTED COMPANIES (CODE OF CORPORATE GOVERNANCE) REGULATIONS, 2019*

Statement of Compliance with the Listed Companies (Code of Corporate Governance) Regulations, 2019 (the "Regulations")

**Name Of Company** : Din Textile Mills Limited
**Year Ended** : June 30, 2026

The Company has complied with the requirements of the Regulations in the following manner:

1. The total number of directors are 9 as per the following:

   A. Male 8
   B. Female 1

2. The composition of Board is as follows:

| CATEGORY | Name |
|---|---|
| Independent Directors | Mr. Ehtesham Maqbool Elahi<br>Mr. Ali Farooq |
| Executive Directors | Shaikh Muhammad Tanveer<br>Shaikh Mohammad Naveed<br>Shaikh Mohammad Raffay |
| Non-Executive Directors | Shaikh Muhammad Jawed<br>Shaikh Muhammad Pervez<br>Mr. Faisal Jawed |
| Female Independent Director | Ms. Farah Agha |

The independent director meets the criteria of independence under the Companies Act, 2017 (the "Act").

3. The directors have confirmed that none of them is serving as a director on more than seven listed companies, including Company.

4. The Company has prepared a Code of Conduct to safeguard the rights and well-being of employees and for protection against harassment at the workplace and has ensured that appropriate steps have been taken to disseminate it throughout the Company along with its supporting policies and procedures.

5. The Board has developed a vision / mission statement, overall corporate strategy and significant policies of the Company. The Board has ensured that complete record of particulars of the significant policies along with their date of approval is maintained by the Company.

6. All the powers of the Board have been duly exercised and decisions on relevant matters have been taken by the Board / shareholders as empowered by the relevant provisions of the Act and the Regulations.

7. The meetings of the Board were presided over by the Chairman and, in his absence, by a director elected by the Board for this purpose. The Board has complied with the requirements of the Act and the Regulations with respect to frequency, recording and circulating minutes of the Board meetings.

8. The Board has a formal policy and transparent procedures for remuneration of directors in accordance with the Act and the Regulations.

9. All Directors of the Company have the prescribed qualification and/or extensive experience pursuant to Regulation 19 of the Regulations, ensuring their full competence to serve on the Board.

10. No new appointment of CFO, Company Secretary or the Head of Internal Audit was done during the year;

11. Chief Executive Officer, Director and Chief Financial Officer duly endorsed the financial statements before approval of the Board;

12. The Board has formed following committees comprising of members given below:

**Audit Committee**

| | |
|---|---|
| Mr. Ehtesham Maqbool Elahi | Chairperson |
| Shaikh Muhammad Pervez | Member |
| Mr. Faisal Jawed | Member |

**Human Resource and Remuneration Committee**

| | |
|---|---|
| Mr. Ali Farooq | Chairperson |
| Mr. Faisal Jawed | Member |
| Mr. Shaikh Mohammad Raffay | Member |

13. The terms of reference of the aforesaid committees have been formed, documented and advised to the committee for compliance.

14. The frequency of meetings of the committee were as per following:

| | |
|---|---|
| a. Audit Committee | Quarterly |
| b. HR and Remuneration Committee | Annually |

15. The Board has set up an effective internal audit function and its members are considered suitably qualified and experienced for the purpose and are conversant with the policies and procedures of the Company.

16. The statutory auditors of the Company have confirmed that they have been given a satisfactory rating under the Quality Control Review program of the Institute of Chartered Accountants of Pakistan (the "ICAP") and are registered with the Audit Oversight Board of Pakistan (the "AOBP"), that they and all their partners are in compliance with International Federation of Accountants (the "IFAC") guidelines on the code of ethics as adopted by the ICAP and that they and the partners of the firm involved in the audit are not a close relatives (spouse, parent, dependent and non-dependent children) of the chief executive officer, chief financial officer, head of internal audit, company secretary or director of the Company.

17. The statutory auditors or the persons associated with them have not been appointed to provide other services except in accordance with the Act, the Regulations or any other regulatory requirement and the auditors have confirmed that they have observed IFAC guidelines in this regard.

18. The Board is aware of both current and emerging Sustainability / ESG-related risks and opportunities, and it consistently monitors and oversees the organization's progress in achieving its set goals in these areas.

19. We confirm that all requirements of regulations 3, 6, 7, 8, 27, 32, 33 and 36 of the Regulations have been complied with.

20. Explanation for non-compliance with requirements, other than Regulations 3, 6, 7, 8, 27, 32, 33 and 36 are below:

| S. No. | Non-Mandatory Requirements | Regulation No. | Explanation |
|---|---|---|---|
| 1 | **Nomination Committee:**<br><br>The Board may constitute a separate committee, designated as the nomination committee, of such number and class of directors, as it may deem appropriate in its circumstances. | 29(1) | The Board actively discharges all the responsibilities of Nomination Committee as recommended by the Code. It regularly monitors and assesses the requirements with respect to any changes needed on Board's committees including chairmanship of those committees.<br><br>The Board also actively monitors requirements regarding its structure, size and composition and timely reviews and adapts any necessary changes in that regard. |
| 2 | **Risk Management Committee:**<br><br>The Board may constitute a risk management committee, of such number and class of directors, as it may deem appropriate in its circumstances, to carry out a review of effectiveness of risk management procedures and present a report to the Board. | 30(1) | The Board itself and through its Audit Committee annually reviews business risk facing the Company to ensure that a sound system of risk identication, risk management and related systematic and internal controls is being maintained to safeguard assets. All material controls (nancial, operational, compliance) are monitored and reviewed. The Board ensures that risk mitigation measures are robust. |
| 3 | The Company may post on its website key elements of its significant policies including DE&I and protection against harassment at workplace as advised by SECP vide its SRO 920 (1)/2024 dated 12th June, 2024. | 35(1) | As per the regulations, the company has disclosed key elements of its significant policies and intends to add the gist of its policy on DE&I & protection against harassment at the workplace. |
| 4 | Role of the Board and its members to address sustainability risk and opportunities:<br><br>The Board is responsible for setting the Company's sustainability strategies, priorities, and targets to create long term corporate value. The Board may establish a dedicated sustainability committee. | 10(1) | At present, the Board provides governance & oversight in relation to Company's initiatives on environmental, social and governance (ESG) matters and prefers to continue the same practice. |

KARACHI
Date: 23 September 2026

Shaikh Muhammad Tanveer
Chief Executive

Faisal Jawed
Director

Notes

# AGM

On Friday, 23rd October 2026 at 12:30 p.m.

At Motia Hall, Club Road, Movenpick Hotel, Karachi 75530.

DIN GROUP

# FINANCIAL STATEMENT

# 2026

# GRAPHICAL ANALYSIS

## OF STATEMENT OF FINANCIAL POSITION

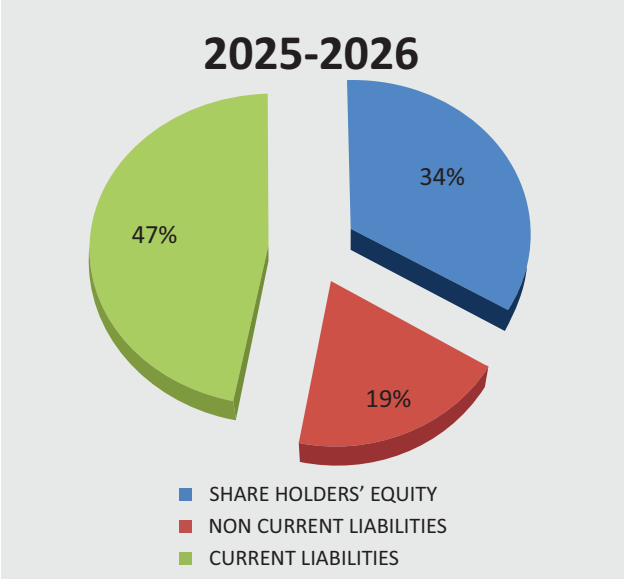


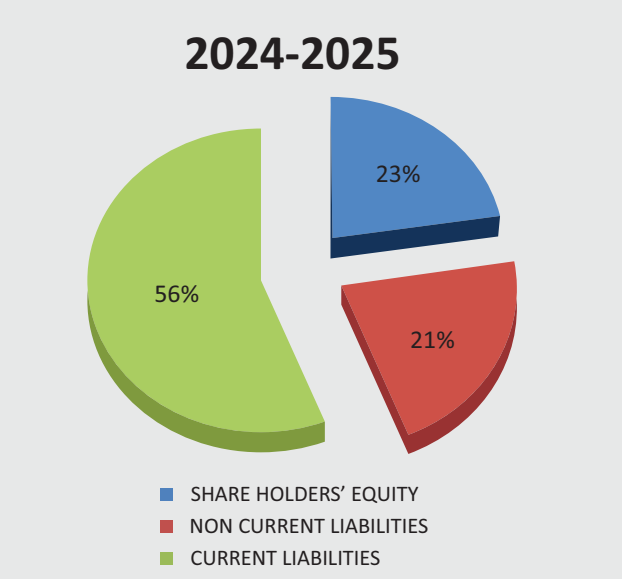


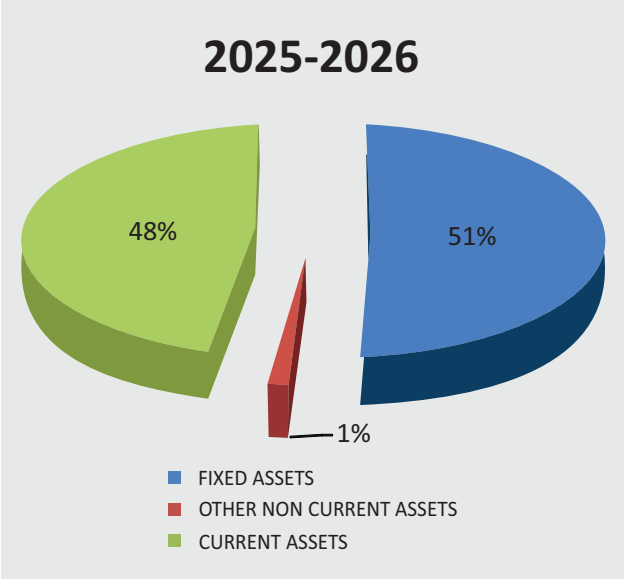


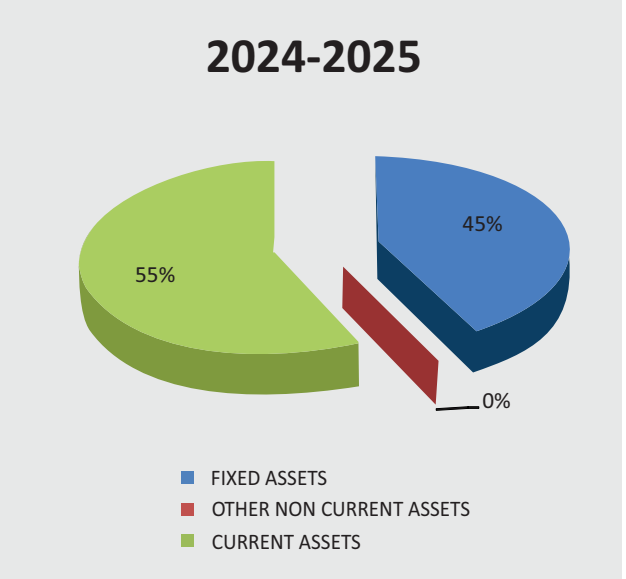

**Naveed Zafar Ashfaq Jaffery & Co.**
Chartered Accountants
A Member Firm of:
PrimeGlobal
An Association of
Independent Accounting Firms

1st Floor, Modern Motors House,
Beaumont Road, Karachi-Pakistan.
Tel: +92 21-35671909,35673754
Fax: +92-21-35210626
E-mail:khi@nzaj.com.pk
Web:www.nzaj.com.pk

# INDEPENDENT AUDITOR'S REPORT TO THE MEMBERS OF DIN TEXTILE MILLS LIMITED

## Report on the Audit of the Financial Statements

### Opinion

We have audited the annexed financial statements of **Din Textile Mills Limited** (the Company), which comprise the statement of financial position as at June 30, 2026, the statement of profit or loss, the statement of comprehensive income, the statement of changes in equity, the statement of cash flows for the year then ended, and notes to the financial statements, including a summary of material accounting policy information and other explanatory information and we state that we have obtained all the information and explanations which, to the best of our knowledge and belief, were necessary for the purposes of the audit.

In our opinion and to the best of our information and according to the explanations given to us, the statement of financial position, statement of profit or loss, the statement of comprehensive income, the statement of changes in equity and the statement of cash flows together with the notes forming part thereof conform with the accounting and reporting standards as applicable in Pakistan and give the information required by the Companies Act, 2017 (XIX of 2017), in the manner so required and respectively give a true and fair view of the state of the Company's affairs as at June 30, 2026 and of the income and other comprehensive income, the changes in equity, and its cash flows for the year then ended.

### Basis for Opinion

We conducted our audit in accordance with International Standards on Auditing (ISAs) as applicable in Pakistan. Our responsibilities under those standards are further described in the Auditor's Responsibilities for the Audit of the Financial Statements section of our report. We are independent of the Company in accordance with the International Ethics Standards Board for Accountants' Code of Ethics for Professional Accountants as adopted by the Institute of Chartered Accountants of Pakistan (the Code) and we have fulfilled our other ethical responsibilities in accordance with the Code. We believe that the audit evidence we have obtained is sufficient and appropriate to provide a basis for our opinion.

### Key Audit Matters

Key audit matters are those matters that, in our professional judgment, were of most significance in our audit of the financial statements of the current year. These matters were addressed in the context of our audit of the financial statements as a whole, and in forming our opinion thereon, and we do not provide a separate opinion on these matters.

Other Offices:
3-B, ATS Centre, 30-West, Fazal-Ul-Haq Road, Blue Area, Islamabad-Pakistan. Ph: +92-51-2878530-32 Fax: +92-51-2206283 E-mail:isl@nzaj.com.pk
201-Regency Plaza, M.M. Alam Road, Gulberg-II, Lahore-Pakistan. Ph: +92-42-37321969,37249053 Fax: +92-42-37324103 E-mail: lhr@nzaj.com.pk
1st Floor Lamsay Arcade, oppt. Green's Banquet Hall, Peshawar. Ph. +92-91-5276102, 5274995 Fax: 091-5274968 Email:pesh@nzaj.com.pk

Following are the Key audit matters:

| S. No | Key audit matters: | How the matter was addressed in our audit |
|---|---|---|
| 01 | **Borrowings (Refer to note 22 and 28 of the financial statements)**<br><br>The Company has significant amounts of borrowings from Banks amounting to Rs. 18,163 million, being 79.63% of total liabilities, as at reporting date.<br><br>Given the significant level of borrowings, finance costs, significant gearing, the disclosure given by the management in financial statements and compliance with various loan covenants, this is considered to be a key audit matter. | Our audit procedures include the following:<br><br>• Review of loan agreements and facility letters to ascertain the terms and conditions of repayment, rates of markup used and disclosed by management for finance costs and to ensure that the borrowings have been approved at appropriate levels.<br><br>• Verification of disbursement of loans and utilization on sample basis. Review of documents for charge registration with regulator - SECP<br><br>• Verification of repayments made by the Company during the year on sample basis to confirm that repayments are being made on time and no default has been made.<br><br>• Assessing procedures designed by management to comply with the debt covenants and performing covenant tests on sample basis.<br><br>• Obtaining direct confirmations from Banks of the Company to confirm balances, terms & conditions stated in the facility offer letters and compliance thereof.<br><br>• Performing analytical procedures, recalculations and other related procedures for verification of finance costs<br><br>• Ensuring that the outstanding liabilities have been properly classified and related securities and other terms are adequately disclosed in the financial statements |

| S. No | Key audit matters: | How the matter was addressed in our audit |
|---|---|---|
| 02 | **Sales (Refer note 30 to the financial statements)**<br><br>The Company's principal activities comprise the manufacturing and sale of yarn, fabric, dyeing, and related stitching products. Revenue is recognized at a point in time when control transfers to the customer pursuant to underlying contractual terms generally upon the issuance of delivery challans or shipment, in accordance with IFRS 15.<br><br>We identified recognition of revenue amounting to Rs. 33,089 million of the Company as a key audit matter because revenue is one of the key performance indicators and gives rise to an inherent risk that revenue could be subject to misstatement to meet expectations or targets.<br><br>The Company's material accounting policy information on revenue recognition is disclosed in note 4.21 to the financial statements. | We performed a range of audit procedures in relation to revenue including the following:<br><br>• We obtained an understanding of the process relating to recognition of revenue and testing the design, implementation and operating effectiveness of key internal controls over recording of revenue;<br><br>• Assessing whether the accounting policies for revenue recognition complies with the requirements of IFRS 15 'Revenue from Contracts with Customers'<br><br>• We compared a sample of revenue transactions recorded during the year with sales orders, sales invoices, delivery documents and other relevant underlying documents;<br><br>• We performed analytical review procedures and other test of details over various revenue streams including the cut-off procedures to check that revenue has been recognized in the appropriate accounting period;<br><br>• We assessed the adequacy of the disclosures as per the guidelines set out in the applicable financial reporting requirements. |

**Emphasis of Matter**

We draw attention to Note 51 to the financial statements, which describes that Production Unit DTM-04 was closed pursuant to a decision of the Board of Directors on September 24, 2025, and has remained closed as at the reporting date, June 30, 2026, without resuming commercial production. As described in the note, management has assessed the recoverable amount of the assets relating to the Unit and has concluded that no impairment loss is required to be recognized. Our opinion is not modified in respect of this matter.

**Information Other than the Financial Statements and Auditor's Report Thereon**

Management is responsible for the other information. The other information comprises the information included in annual report, but does not include the financial statements and our auditor's report thereon.

Our opinion on the financial statements does not cover the other information and we do not express any form of assurance conclusion thereon.

In connection with our audit of the financial statements, our responsibility is to read the other information and, in doing so, consider whether the other information is materially inconsistent with the financial statements or our knowledge obtained in the audit or otherwise appears to be materially misstated.

If, based on the work we have performed, we conclude that there is a material misstatement of this other information, we are required to report that fact. We have nothing to report in this regard.

**Responsibilities of Management and Board of Directors for the Financial Statements**

Management is responsible for the preparation and fair presentation of the financial statements in accordance with the accounting and reporting standards as applicable in Pakistan and the requirements of Companies Act, 2017 (XIX of 2017) and for such internal control as management determines is necessary to enable the preparation of financial statements that are free from material misstatement, whether due to fraud or error.

In preparing the financial statements, management is responsible for assessing the Company's ability to continue as a going concern, disclosing, as applicable, matters related to going concern and using the going concern basis of accounting unless management either intends to liquidate the Company or to cease operations, or has no realistic alternative but to do so.

Board of directors are responsible for overseeing the Company's financial reporting process.

**Auditor's Responsibilities for the Audit of the Financial Statements**

Our objectives are to obtain reasonable assurance about whether the financial statements as a whole are free from material misstatement, whether due to fraud or error, and to issue an auditor's report that includes our opinion. Reasonable assurance is a high level of assurance, but is not a guarantee that an audit conducted in accordance with ISAs as applicable in Pakistan will always detect a material misstatement when it exists. Misstatements can arise from fraud or error and are considered material if, individually or in the aggregate, they could reasonably be expected to influence the economic decisions of users taken on the basis of these financial statements.

As part of an audit in accordance with ISAs as applicable in Pakistan, we exercise professional judgment and maintain professional scepticism throughout the audit. We also:

- Identify and assess the risks of material misstatement of the financial statements, whether due to fraud or error, design and perform audit procedures responsive to those risks, and obtain audit

evidence that is sufficient and appropriate to provide a basis for our opinion. The risk of not detecting a material misstatement resulting from fraud is higher than for one resulting from error, as fraud may involve collusion, forgery, intentional omissions, misrepresentations, or the override of internal control.

- Obtain an understanding of internal control relevant to the audit in order to design audit procedures that are appropriate in the circumstances, but not for the purpose of expressing an opinion on the effectiveness of the Company's internal control.

- Evaluate the appropriateness of accounting policies used and the reasonableness of accounting estimates and related disclosures made by management.

- Conclude on the appropriateness of management's use of the going concern basis of accounting and, based on the audit evidence obtained, whether a material uncertainty exists related to events or conditions that may cast significant doubt on the Company's ability to continue as a going concern. If we conclude that a material uncertainty exists, we are required to draw attention in our auditor's report to the related disclosures in the financial statements or, if such disclosures are inadequate, to modify our opinion. Our conclusions are based on the audit evidence obtained up to the date of our auditor's report. However, future events or conditions may cause the Company to cease to continue as a going concern.

- Evaluate the overall presentation, structure and content of the financial statements, including the disclosures, and whether the financial statements represent the underlying transactions and events in a manner that achieves fair presentation.

We communicate with the board of directors regarding, among other matters, the planned scope and timing of the audit and significant audit findings, including any significant deficiencies in internal control that we identify during our audit.
We also provide the board of directors with a statement that we have complied with relevant ethical requirements regarding independence, and to communicate with them all relationships and other matters that may reasonably be thought to bear on our independence, and where applicable, related safeguards.

From the matters communicated with the board of directors, we determine those matters that were of most significance in the audit of the financial statements of the current period and are therefore the key audit matters. We describe these matters in our auditor's report unless law or regulation precludes public disclosure about the matter or when, in extremely rare circumstances, we determine that a matter should not be communicated in our report because the adverse consequences of doing so would reasonably be expected to outweigh the public interest benefits of such communication.

**Report on Other Legal and Regulatory Requirements**

Based on our audit, we further report that in our opinion:

a) proper books of account have been kept by the Company as required by the Companies Act, 2017 (XIX of 2017);

b) the statement of financial position, the statement of profit or loss, the statement of comprehensive income, the statement of changes in equity and the statement of cash flows together with the notes thereon have been drawn up in conformity with the Companies Act, 2017 (XIX of 2017) and are in agreement with the books of account and returns;

c) investments made, expenditure incurred and guarantees extended during the year were for the purpose of the Company's business; and

d) no zakat was deductible at source under the Zakat and Ushr Ordinance, 1980 (XVIII of 1980).

The engagement partner on the audit resulting in this independent auditor's report is **Mr. Ahsan Elahi Vohra-FCA**

Naveed Zafar Ashfaq Jaffery

Karachi
**Date September 28, 2026**
**UDIN: AR202610532hU1S9HFDb**

Chartered Accountants
Engagement Partner: **Ahsan Elahi Vohra – FCA**

# Statement of Financial Position
## As at June 30, 2026

| | Note | 2026 Rupees | 2025 Rupees |
|---|---|---|---|
| ASSETS | | | |
| NON CURRENT ASSETS | | | |
| Property, plant and equipment | 5 | 17,653,675,928 | 15,555,816,202 |
| Intangible assets | 6 | 2,522,903 | 5,275,161 |
| Long term deposits | 7 | 145,321,675 | 19,047,751 |
| Investment Property | 8 | 284,893,986 | - |
| | | 18,086,414,492 | 15,580,139,114 |
| CURRENT ASSETS | | | |
| Non-current asset held for sale | 9 | 152,000,000 | - |
| Stores, spare parts and loose tools | 10 | 699,940,536 | 811,008,935 |
| Stock in trade | 11 | 8,218,911,009 | 9,434,880,024 |
| Trade debts | 12 | 4,555,987,634 | 5,331,760,626 |
| Advances | 13 | 1,098,111,628 | 1,046,525,038 |
| Trade deposits and prepayments | 14 | 66,113,341 | 65,919,283 |
| Other receivables | 15 | 844,777,758 | 820,302,638 |
| Tax refunds due from Government - net | 16 | 440,427,879 | 523,570,434 |
| Cash and bank balances | 17 | 428,921,148 | 883,039,537 |
| | | 16,505,190,933 | 18,917,006,515 |
| TOTAL ASSETS | | 34,591,605,425 | 34,497,145,629 |
| EQUITY AND LIABILITIES | | | |
| SHARE CAPITAL AND RESERVES | | | |
| Authorized capital | | | |
| 200,000,000 ordinary shares of Rs. 10 each | | 2,000,000,000 | 2,000,000,000 |
| Issued, subscribed and paid up capital | 18 | 524,667,490 | 524,667,490 |
| Reserves | 19 | 3,359,927,673 | 3,249,365,347 |
| Revaluation surplus on property, plant and equipment | 20 | 6,896,394,162 | 3,271,231,369 |
| | | 10,780,989,325 | 7,045,264,206 |
| Loan from directors and sponsors | 21 | 1,000,000,000 | 1,000,000,000 |
| | | 11,780,989,325 | 8,045,264,206 |
| NON CURRENT LIABILITIES | | | |
| Long term financing | 22 | 5,771,204,825 | 6,723,858,279 |
| Staff retirement benefits | 23 | 481,668,676 | 410,183,197 |
| Deferred taxation - net | 24 | 197,493,682 | - |
| | | 6,450,367,183 | 7,134,041,476 |
| CURRENT LIABILITIES | | | |
| Current portion of long term financing | 22 | 1,393,390,545 | 1,352,930,297 |
| Trade and other payables | 25 | 3,469,162,865 | 3,473,143,607 |
| Contract liabilities | 26 | 42,204,912 | 56,229,802 |
| Unclaimed dividend | | 5,361,150 | 5,366,478 |
| Accrued mark up / interest | 27 | 451,432,842 | 521,843,476 |
| Short term borrowings | 28 | 10,998,696,603 | 13,908,326,287 |
| | | 16,360,248,917 | 19,317,839,947 |
| TOTAL EQUITY AND LIABILITIES | | 34,591,605,425 | 34,497,145,629 |
| CONTINGENCIES AND COMMITMENTS | 29 | | |

*The annexed notes form an integral part of these financial statements.*

SHAIKH MUHAMMAD TANVEER
Chief Executive

FAISAL JAWED
Director

AHSAN NAZIR KHAWAJA
Chief Financial Officer

## Statement of Profit or Loss
**For the year ended June 30, 2026**

| | Note | 2026 Rupees | 2025 Rupees |
|---|---|---|---|
| Sales - net | 30 | 33,089,926,693 | 40,118,920,718 |
| Cost of sales | 31 | (28,931,357,303) | (36,377,281,659) |
| **Gross profit** | | 4,158,569,390 | 3,741,639,059 |
| Distribution cost | 32 | (626,507,334) | (645,051,201) |
| Administrative expenses | 33 | (445,593,560) | (444,233,272) |
| Other operating expenses | 34 | (166,799,264) | (36,652,973) |
| Other income | 35 | 246,063,145 | 193,093,788 |
| | | (992,837,013) | (932,843,658) |
| **Operating profit** | | 3,165,732,377 | 2,808,795,401 |
| Finance cost | 36 | (2,107,377,332) | (3,039,370,118) |
| **Profit / (loss) before levies and taxation** | | 1,058,355,045 | (230,574,717) |
| Levies | 37 | (439,392,991) | (475,876,284) |
| **Profit / (loss) before taxation** | | 618,962,054 | (706,451,001) |
| Taxation | 38 | (515,411,686) | (45,048) |
| **Profit / (loss) for the year** | | 103,550,368 | (706,496,049) |
| Earning / (loss) per share - basic and diluted | 39 | 1.97 | (13.47) |

*The annexed notes form an integral part of these financial statements.*

SHAIKH MUHAMMAD TANVEER
Chief Executive

FAISAL JAWED
Director

AHSAN NAZIR KHAWAJA
Chief Financial Officer

# Statement of Comprehensive Income
## For the year ended June 30, 2026

| | 2026<br>Rupees | 2025<br>Rupees |
|---|---|---|
| Profit / (loss) for the year | 103,550,368 | (706,496,049) |
| **Items that will not be subsequently reclassified to Statement of Profit or Loss** | | |
| **Remeasurements of staff retirement benefits** | | |
| Remeasurement recognized | 9,875,997 | (231,702) |
| Related deferred tax | (2,864,039) | 45,048 |
| | 7,011,958 | (186,654) |
| Total comprehensive income / (loss) for the year | 110,562,326 | (706,682,703) |

*The annexed notes form an integral part of these financial statements.*

SHAIKH MUHAMMAD TANVEER
Chief Executive

FAISAL JAWED
Director

AHSAN NAZIR KHAWAJA
Chief Financial Officer

# Statement of Changes in Equity

## For the year ended June 30, 2026

| Particulars | Share capital | Reserves | | | | Total |
|---|---|---|---|---|---|---|
| | | Capital | Surplus on revaluation | Revenue | | |
| | | Share Premium | | General | Unappropriated profit | |
| | Rupees | | | | | |
| Balance as at June 30, 2024 | 524,667,490 | 746,193,760 | 3,299,086,214 | 400,000,000 | 2,781,999,445 | 7,751,946,909 |
| Total comprehensive loss for the year: | | | | | | |
| Loss for the year | - | - | - | - | (706,496,049) | (706,496,049) |
| Other comprehensive loss - net of deferred tax | - | - | - | - | (186,654) | (186,654) |
| Transfer of revaluation surplus due to disposal of revalued assets | - | - | (27,854,845) | - | 27,854,845 | - |
| Balance as at June 30, 2025 | 524,667,490 | 746,193,760 | 3,271,231,369 | 400,000,000 | 2,103,171,587 | 7,045,264,206 |
| Total comprehensive profit for the year: | | | | | | |
| Profit for the year | - | - | - | - | 103,550,368 | 103,550,368 |
| Other comprehensive Income - net of deferred tax | - | - | - | - | 7,011,958 | 7,011,958 |
| Revaluation surplus on property, plant and equipment | - | - | 3,625,162,793 | - | - | 3,625,162,793 |
| Balance as at June 30, 2026 | 524,667,490 | 746,193,760 | 6,896,394,162 | 400,000,000 | 2,213,733,913 | 10,780,989,325 |

*The annexed notes form an integral part of these financial statements.*

SHAIKH MUHAMMAD TANVEER
Chief Executive

FAISAL JAWED
Director

AHSAN NAZIR KHAWAJA
Chief Financial Officer

# Statement of Cash Flows
## For the year ended June 30, 2026

| | Note | 2026 Rupees | 2025 Rupees |
|---|---|---|---|
| **CASH FLOWS FROM OPERATING ACTIVITIES** | | | |
| Cash generated from operations | 40 | 6,380,465,460 | 4,467,671,976 |
| Finance cost paid | | (2,073,391,940) | (3,742,382,607) |
| Taxes (paid ) / refund received | | (606,464,348) | 213,127,338 |
| Dividend paid | | (5,328) | (914) |
| Staff retirement benefits - gratuity paid | 23.1 | (104,463,005) | (150,057,144) |
| **Net cash generated from operating activities** | | **3,596,140,839** | **788,358,649** |
| **CASH FLOWS FROM INVESTING ACTIVITIES** | | | |
| Proceeds from sale of property, plant and equipment | 5.3 | 664,464,230 | 21,630,000 |
| Purchase of Property, plant and equipment | | (766,626,644) | (855,574,070) |
| Long term deposits | | (126,273,924) | 1,357,300 |
| **Net cash used in investing activities** | | **(228,436,338)** | **(832,586,770)** |
| **Net cash generated / (used in) after investing activities** | | **3,367,704,501** | **(44,228,121)** |
| **CASH FLOWS FROM FINANCING ACTIVITIES** | | | |
| Loan from directors and sponsors | | - | 1,000,000,000 |
| Long term financing | | (912,193,206) | (312,053,253) |
| Short term borrowings | | (2,909,629,684) | (182,503,443) |
| **Net cash (used in) /generated from financing activities** | | **(3,821,822,890)** | **505,443,304** |
| **Net (decrease) / increase in cash and cash equivalents** | | (454,118,389) | 461,215,183 |
| **Cash and cash equivalents at the beginning of the year** | 17 | 883,039,537 | 421,824,354.00 |
| **Cash and cash equivalents at the end of the year** | | **428,921,148** | **883,039,537** |

*The annexed notes form an integral part of these financial statements.*

SHAIKH MUHAMMAD TANVEER
Chief Executive

FAISAL JAWED
Director

AHSAN NAZIR KHAWAJA
Chief Financial Officer

## 1 LEGAL STATUS AND NATURE OF BUSINESS

1.1 Din Textile Mills Limited (the Company) is limited by shares, was incorporated in Pakistan on June 13, 1988 as public limited company under the repealed Companies Ordinance 1984 (Now the Companies Act 2017) and is quoted on Pakistan Stock Exchange. The registered office of the Company is situated at 35 - A / 1 Lalazar Area, Opposite Beach Luxury Hotel, Karachi in the province of Sindh, Pakistan.

1.2 The principal business of The Company is to manufacture and sale of yarn, fabric, dyeing and stitching products. The manufacturing units are located at Pattoki and Raiwind in the province of Punjab.

a) Unit-I , II and Dyeing: Kot Akbar Khan, 70 Km Multan Road, Tehsil Pattoki, District Kasur, Punjab.
b) Unit-III, Weaving and stitching: Revenue Estate, Bhai Kot, Tablighi Chowk,Raiwind Road, Tehsil and District Lahore - Punjab.
c) Unit-IV: Dars Road, Off Raiwind Manga Road, Bachuki Majha Distt. Kasur.

## 2 BASIS OF PREPARATION

### 2.1 Statement of compliance

These financial statements have been prepared in accordance with the accounting and reporting standards as applicable in Pakistan. The accounting and reporting standards applicable in Pakistan comprise of:

- International Financial Reporting Standards (IFRS) issued by the International Accounting Standards Board (IASB) and Islamic Financial Accounting Standards (IFASs) issued by Institute of Chartered Accountant of Pakistan as notified under the Companies Act, 2017 and Provisions of and directives issued under the Companies Act, 2017.

- Where provisions of and directives issued under the Companies Act, 2017 differ from the IFRS or IFASs, the provisions of and directives issued under the Companies Act, 2017 have been followed.

### 2.2 Functional and presentation currency

These financial statements are presented in Pak Rupees, which is the Company's functional and presentation currency and figures are rounded to the nearest rupee.

### 2.3 Changes in accounting standards, interpretations and pronouncements

#### 2.3.1 Standards, interpretations and amendments to published approved accounting standards that are effective in the current year and are relevant:

The following standards, amendments and interpretations are effective for the year ended June 30, 2026. These standards, amendments and interpretations are either not relevant to the Company's operations or are not expected to have significant impact on the Company's financial statements other than certain additional disclosures.

- Amendments to IAS 1 'Presentation of Financial Statements' and IFRS practice statement 2 - Disclosure of accounting policies

- Amendments to IAS 8 'Accounting Policies, Changes in Accounting Estimates and Errors' - Definition of accounting estimates

- Amendments to 'IAS 12 Income Taxes' - deferred tax related to assets and liabilities arising from a

single transaction. Amendments to IAS 37 'Provisions, Contingent Liabilities and Contingent Assets' - Onerous Contracts — cost of fulfilling a contract

- Amendments to IAS 12 ' Income taxes' - International Tax Reform — Pillar Two Model Rules

2.3.2 **New accounting standards, amendments and IFRS interpretations that are not yet effective**

The following standards, amendments and interpretations are only effective for accounting periods, beginning on or after the date mentioned against each of them. These standards, interpretations and the amendments are either not relevant to the Company's operations or are not expected to have significant impact on the Company's financial statements other than certain additional disclosures.

| | Effective from accounting period beginning on or after: |
|---|---|
| • IFRS 18 - Presentation and Disclosures in Financial Statements | January 01, 2027 |
| • IFRS 19 - Subsidiaries without Public Accountability: Disclosures | January 01, 2027 |
| • Fair Value Option for Investments in Associates and Joint Venture (Amendments) | January 01, 2027 |
| • Amendment to IAS 21 - Translation to a Hyperinflationary Presentation Currency | July 01, 2027 |
| • Amendment to IFRS 07 and IFRS 09 | July 01, 2026 |

Other than the aforesaid amendments, IASB has also issued the following standards which have not been adopted locally by the Securities and Exchange Commission of Pakistan:

IFRS 1 First-time Adoption of International Financial Reporting Standards

IFRIC 12 Service Concession Arrangement

IFRS 20 Regulatory Assets and Regulatory Liabilities

## 3 BASIS OF MEASUREMENT

These financial statements have been prepared under the historical cost convention on accrual basis except cash flows and for revaluation of land and certain financial instruments at fair value and recognition of certain staff retirement benefits at present value.

The Company's material accounting policies are stated in note 4. Not all of these significant policies require the management to make difficult, subjective or complex judgments or estimates. The following is intended to provide an understanding of the policies which the management considers critical because of their complexity, judgment of estimation involved in their application and their impact on these financial statements. Estimates and judgments are continually evaluated and are based on historical experience, including expectations of future events that are believed to be reasonable under the circumstances. These judgments involve assumptions or estimates in respect of future events and the actual results may differ from these estimates. The areas involving higher degree of judgments or complexity or areas where assumptions and estimates are significant to the financial statements are as follows:

### 3.1 Provision for taxation

The Company takes into account the current income tax law and decisions taken by the appellate authorities. Instances where the Company's view differs from the view taken by the income tax

department at the assessment stage and where the Company considers that its view on items of material nature is in accordance with law, the amounts are shown as contingent liabilities.

3.2 **Staff retirement benefits - gratuity**

Certain actuarial assumptions have been adopted as disclosed in relevant note to the financial statements for valuation of present value of defined benefit obligation. Any changes in these assumptions in future year might affect unrecognized gains and losses in those years.

3.3 **Financial instruments**

The fair value of financial instruments that are not traded in an active market is determined by using valuation techniques based on assumptions that are dependent on market conditions existing at Statement of Financial Position date.

3.4 **Property, plant and equipment**

The Company reviews recoverable amount, useful life, residual value and possible impairment on an annual basis. Any changes, if material in the estimates in future years might affect the carrying amounts of the respective items of property, plant and equipment with a corresponding affect on the depreciation charge and impairment.

3.5 **Provision for inventory obsolescence and measurement of quantities**

The Company reviews the net realizable value of stock in trade and stores, spare and loose tools to assess any diminution in the respective carrying values. Net realizable value is determined with reference to estimated selling price less estimated cost to complete and estimated cost to make the sales. Determining the value of specific category of stock-in-trade and stores and spares i.e. cotton, yarn and fabric, involves the use of estimates and assumptions.

3.6 Other areas involving a higher degree of judgment or complexity, or areas where assumptions and estimates are significant to the financial statements are as follows:

3.6.1 Provision for doubtful debts
3.6.2 Computation of deferred taxation
3.6.3 Disclosure of contingencies
3.6.4 Impairment of Assets
3.6.5 Non-current Assets Held for Sale and Discontinued Operations

## 4 MATERIAL ACCOUNTING POLICIES INFORMATION

The material accounting policies set out below are consistently applied for all periods presented in these financial statements.

4.1 **Property, plant and equipment - owned**

**Recognition**

Property, plant and equipment except for freehold land are stated at cost less accumulated depreciation and any identified impairment loss. Freehold land is stated at revalued amount determined by an independent valuer less any identified impairment loss. Cost of tangible assets consists of historical cost pertaining to erection / construction period and other directly attributable cost of bringing the asset to working condition.

Subsequent costs are included in the asset's carrying amount or recognized as a separate asset, as appropriate, only when it is probable that future economic benefits associated with the item will flow to the Company and the cost of the item can be measured reliably. All other repair and maintenance costs are charged to income during the period in which they are incurred.

**Depreciation**

Depreciation on all items of property, plant and equipment except for freehold land is charged to statement of profit / loss applying the reducing balance method so as to write off historical cost of an asset over its estimated useful life at the rates as disclosed in note 5. Depreciation on additions is charged from the month in which the asset is acquired or capitalized while no depreciation is charged in the month of disposal.

**Derecognition**

Any item of property, plant and equipment is derecognized on disposal or when no future economic benefits are expected from its use or disposal. Any gain or loss arising on derecognition of the asset (calculated as the difference between the net disposal proceeds and carrying amount of the asset) is included in the statement of profit / loss in the year the asset is derecognized.

4.2 **Investment property**

Investment properties are stated at cost less accumulated depreciation and impairment losses, if any. Subsequent expenditure, including major renewals and improvements, is capitalized only when it is probable that the future economic benefits associated with the expenditure will flow to the Company and the cost can be measured reliably. Maintenance and normal repairs are charged to the statement of profit or loss as and when incurred.

Investment property is derecognized upon disposal, or when no future economic benefits are expected from its use or disposal. Disposal is recognized when the significant risks and rewards incidental to ownership have been transferred to the buyer. Gains and losses are determined by comparing proceeds with the carrying amount of the asset and are included in other income in the statement of profit or loss in the period in which they arise. The carrying values of investment properties are reviewed at each reporting date for any indication of impairment. Where the carrying value exceeds the estimated recoverable amount, the asset is written down to its recoverable amount, being the higher of fair value less costs to sell and value in use.

**Partly Owner-Occupied Property**

Where a portion of a property is held to earn rentals or for capital appreciation, and another portion is held for use in the production or supply of goods or services, or for administrative purposes, each portion is accounted for separately if it could be sold, or leased out under a finance lease, separately. Where the portions cannot be sold or leased out separately, the property is classified as investment property only if the owner-occupied portion is insignificant; otherwise, the entire property is classified as property, plant and equipment.

4.3 **Capital work in progress**

Capital work in progress is stated at cost less any identified impairment loss. Transfers are made to relevant fixed assets category as and when assets are available for use.

4.4 **Intangible assets**

Intangible assets, which are non-monetary assets without physical substance, are recognized at cost, which comprise purchase price, non-refundable purchase taxes and other directly attributable expenditures relating to their implementation and customization. After initial recognition, an intangible asset is carried at cost less accumulated amortization and impairment losses, if any. Intangible assets are amortized from the month, when these assets are available for use, using the straight line method, whereby the cost of the intangible asset is amortized over its estimated useful life over which economic benefits are expected to flow to the Company. The useful life and amortization method are reviewed and adjusted, if appropriate, at each reporting date.

4.5 **Long term deposits**

These are stated at cost which represents the fair value of consideration given.

4.6 **Investments**

Investments intended to be held for less than twelve months from the reporting date or to be sold to raise operating capital, are included in current assets, all other investments are classified as non-current. Management determines the appropriate classification of its investments at the time of the purchase and re-evaluates such decision on a regular basis.

4.6.1 **Investment in subsidiary and associated companies**

Investments in subsidiaries and associates are recognized at cost less impairment loss, if any. At each Statement of Financial Position date, the recoverable amounts are estimated to determine the extent of impairment losses, if any, and carrying amounts of investments are adjusted accordingly. Impairment losses are recognized as expense. Where impairment losses subsequently reverses, the carrying amounts of the investments are increased to the revised recoverable amounts but limited to the extent of initial cost of investments. A reversal of impairment loss is recognized in the Statement of Profit or Loss.

4.6.2 **Derecognition**

The Company derecognizes a financial asset only when the contractual rights to the cash flows from the asset expire, or when it transfers the financial asset and substantially all the risks and rewards of ownership of the asset to another entity. If the Company neither transfers nor retains substantially all the risks and rewards of ownership and continues to control the transferred asset, the Company recognizes its retained interest in the asset and an associated liability for amounts it may have to pay. If the Company retains substantially all the risks and rewards of ownership of a transferred financial asset, the Company continues to recognize the financial asset and also recognizes a collateralized borrowing for the proceeds received.

On derecognition of a financial asset measured at amortised cost, the difference between the asset's carrying amount and the sum of the consideration received and receivable is recognised in the statement of profit or loss. In addition, on derecognition of an investment in a debt instrument classified as at fair value through other comprehensive income (FVTOCI), the cumulative gain or loss previously accumulated in the investments' revaluation reserve is reclassified to the statement of profit or loss. In contrast, on derecognition of an investment in equity instrument which the Company has elected on initial recognition to measure at FVTOCI, the cumulative gain or loss previously accumulated in the investments' revaluation reserve is not reclassified to the statement of profit or loss, but is transferred to retained earnings.

All purchases and sales are recognized on the trade date which is the date that the Company commits to purchase or sell the investment, except for sale and purchase of securities in future market which are accounted for at settlement date. Cost of purchase includes transaction cost.

4.7 **Non current asset held for sale and discontinued operations**

Non-current assets, or disposal groups, are classified as held for sale when their carrying amount will be recovered principally through a sale transaction rather than through continuing use, and a sale is considered highly probable within one year from the date of classification. Such assets are measured at the lower of their carrying amount and fair value less costs to sell, and depreciation on them ceases from the date they are classified as held for sale.

4.8 **Stores, spare parts and loose tools**

These are valued at lower of cost and net realizable value. Cost is determined by moving average method. Items considered obsolete are carried at nil value. Items in transit are valued at cost

comprising invoice value plus other charges incurred thereon.

4.9 **Stock in trade**

These are valued at lower of cost and net realizable value except waste which is valued at net realizable value. Cost is determined as follows.

| | | |
|---|---|---|
| 4.9.1 | **Raw material** | |
| | **In hand** | Weighted average cost |
| | **In transit** | Cost comprising invoice value plus other charges incurred thereon |
| **4.9.2** | **Work in process** | Raw material cost plus appropriate manufacturing overheads |
| **4.9.3** | **Finished goods** | Raw material cost plus appropriate manufacturing overheads |
| **4.9.4** | **Waste** | Net realizable value |

Net realizable value signifies the estimated selling prices in the ordinary course of business less estimated costs of completion and the estimated costs necessary to make the sales.

4.10 **Trade debts and other receivables**

Trade debts originated by the Company are recognized and carried at original invoice value less any allowance for uncollectable amounts. An estimated provision for doubtful debts is made when there is objective evidence that collection of the full amount is no longer probable. The amount of provision is charged to income. Bad debts are written off as incurred. Other receivables are stated at amortized cost. Known impaired receivables are written off, while receivables considered doubtful are provided for.

4.11 **Cash and cash equivalents**

Cash in hand, cash at bank and short term deposits, which are held to maturity, are carried at cost. For the purpose of cash flow statements, cash and cash equivalent comprise cash in hand, with banks on current & saving accounts.

4.12 **Staff retirement benefits**

**Defined benefit plan**

The Company operates an unfunded gratuity scheme covering for all its permanent employees who have attained the minimum qualifying period for entitlement to the gratuity.

Provision is made annually to cover the obligation on the basis of actuarial valuation and charged to income currently. The most recent actuarial valuation was carried on June 30, 2026 using the Projected Unit Credit Method.

Expense comprising of current service cost and interest cost is recorded in Statement of Profit or Loss, whereas any remeasurements due to actuarial assumptions are charged to other comprehensive income as and when they arise.

**Compensated absences**

As per human resource policy, there is no accumulated liability against leaves, the leaves unless availed within the year are encashed.

4.13 **Levies**

In accordance with Income Tax Ordinance, 2001 (the Ordinance), computation of final taxes and

unrecoupable minimum tax differential is not based on taxable income. Therefore, as per the 'IAS 12 - Application Guidance on Accounting for Minimum Taxes and Final Taxes' issued by the Institute of Chartered Accountants of Pakistan (ICAP), these fall within the scope of IFRIC 21 - 'Levies' (IFRIC 21) / IAS 37 - 'Provisions, contingent liabilities and contingent assets' (IAS 37) and accordingly have been classified as levies in these financial statements.

4.14 **Taxation**

Income tax expense comprises current, super tax and deferred tax. Income tax expense is recognized in the income statement, except to the extent that it relates to items recognized directly in equity, in which case it is recognized in equity.

4.14.1 **Current**

Provision for current taxation is based on taxability of income streams chargeable at current rate of taxation under the normal tax regime after taking into account tax credit and tax rebates available, if any. The charge for current tax includes any adjustment to past years liabilities.

4.14.2 **Deferred**

Deferred tax is provided, using the Statement of Financial Position liability method, on all temporary differences at the Statement of Financial Position date between the tax base of assets and liabilities and their carrying amounts for financial reporting purposes.

Deferred tax liabilities are recognized for all taxable temporary differences and deferred tax assets are recognized for all deductible temporary differences and carry forward of unused tax losses and tax credits to the extent that it is probable that future taxable profits will be available against which deferred tax asset can be utilized, except where the deferred tax asset relating to the deductible temporary difference arises from the initial recognition of an asset or liability that, at the time of transaction, affects neither the accounting nor taxable profits.

The carrying amount of deferred tax assets is reviewed at each Statement of Financial Position date and reduced to the extent that it is no longer probable that sufficient taxable profits will be available to allow all or part of the deferred tax asset to be utilized.

Deferred tax asset and liability is measured at the tax rates that are expected to apply to the period when the asset is realized or the liability is settled, based on the rates (and tax laws) that have been enacted or substantively enacted at the Statement of Financial Position date.

4.15 **Trade and other payables**

Liabilities for trade and other payable are carried at fair value plus any attributable cost, to be paid in the future for goods and services received, whether or not billed to the Company, and subsequently measured at amortized cost using the effective interest method.

4.16 **Ijarah**

In ijarah transactions significant portion of the risks and rewards of ownership are retained by the lessor. Islamic Financial Accounting Standard 2 – 'Ijarah', issued by the Institute of Chartered Accountants of Pakistan, requires the recognition of ‘ujrah payments’ (lease rentals) against ijarah financing as an expense in the statement of profit or loss on a straight-line basis over the ijarah term.

4.17 **Provisions**

A provision is recognized in the Statement of Financial Position when the Company has a legal or

constructive obligation as a result of past event, and it is probable that an outflow of resource embodying economic benefits will be required to settle the obligation and a reliable estimate can be made of the amount of obligation.

4.18 **Borrowings and borrowing costs**

Borrowings are recognized initially at fair value, net of transaction costs incurred, and subsequently at amortized cost.

Borrowing costs are recognized as an expense in the period in which these are incurred except to the extent of the borrowing costs that are directly attributable to the acquisition, construction or production of a qualifying asset. Such borrowing costs are capitalized as part of the cost of that asset up to the date of its commissioning.

4.19 **Contingent liabilities**

There is a possible obligation that arises from past events and whose existence will be confirmed only by the occurrence or non-occurrence of one or more uncertain future events not wholly within the control of the Company, or

There is a present obligation that arises from past events but it is not probable that an outflow of resources embodying economic benefits will be required to settle the obligation or the amount of the obligation cannot be measured with sufficient reliability.

4.20 **Contract liability**

A contract liability is recognised for the Company's obligation to transfer goods or services to a customer for which the Company has received consideration (or an amount of consideration is due) from the customer. If a customer pays consideration, or the Company has a right to an amount of consideration that is unconditional (i.e. a receivable), before the Company transfers a good or service to the customer, the entity shall present the contract as a contract liability when the payment is made or the payment is due (whichever is earlier).

4.21 **Revenue recognition**

Revenue from contracts with customers is recognized at the point in time when the performance obligation is satisfied i.e. control of the goods is transferred to the customer at an amount that reflects the consideration to which the Company expects to be entitled to in exchange for those goods generally upon issuance of delivery challans or shipment, pursuant to underlying contractual terms.

Revenue from the export sale of goods is recognized at the point in time when the customer obtains control over the goods dependent on the relevant inco-terms of shipment. Generally it is on the date of bill of lading or at the time of delivery of goods to the destination port.

4.22 **Foreign currencies**

Transactions in foreign currencies are translated into Pakistan Rupees using the exchange rates prevailing at the dates of the transactions. Monetary assets and liabilities denominated in foreign currencies are translated into Pakistan Rupees at the exchange rates prevailing at the reporting date. All arising exchange gains and losses are recognized in the statement of profit or loss.

4.23 **Financial instruments**

4.23.1 **Initial Measurement**

Initially, the Company classifies its financial assets as fair value through other comprehensive income (FVTOCI), fair value through profit or loss (FVTPL), and measured at amortized cost. These are measured at fair value plus, for an item not at FVTPL, transaction costs that are directly attributable to its acquisition. For an item at FVTPL, transaction cost

is charged to statement of profit or loss.

**Subsequent Measurement**

Debt instruments at FVTOCI are subsequently measured at fair value. Interest / markup income calculated using the effective interest method, foreign exchange gains and losses and impairment are recognized in the statement of profit or loss. Other net gains and losses are recognized in other comprehensive income. On de-recognition, gains and losses accumulated in other comprehensive income are reclassified to the statement of profit or loss.

Equity instruments at FVTOCI are subsequently measured at fair value. Dividends are recognized as income in the statement of profit or loss unless the dividend clearly represents a recovery of part of the cost of the investment. Other net gains and losses are recognized in other comprehensive income and are never reclassified to the statement of profit or loss.

Financial assets at FVTPL are subsequently measured at fair value. Net gains and losses, including any interest / markup or dividend income, are recognized in profit or loss.

Financial assets measured at amortized cost are subsequently measured at amortized cost using the effective interest method. The amortized cost is reduced by impairment losses. Interest / markup income, foreign exchange gains and losses and impairment are recognized in the statement of profit or loss.

4.23.2 **Financial Liabilities**

Financial liabilities are classified as measured at amortized cost or 'at fair value through profit or loss' (FVTPL). A financial liability is classified as at FVTPL if it is classified as held for trading, it is a derivative or it is designated as such on initial recognition. Financial liabilities at FVTPL are measured at fair value and net gains and losses, including any interest expense, are recognized in the statement of profit or loss. Other financial liabilities are subsequently measured at amortized cost using the effective interest method. Interest expense and foreign exchange gains and losses are recognized in the statement of profit or loss. Any gain or loss on de-recognition is also recognized in the statement of profit or loss.

4.23.3 **Offsetting of financial assets and liabilities**

A financial asset and financial liability is offset and the net amount is reported in the Statement of Financial Position if the Company has a legal enforceable right to set off the recognized amounts and intends either to settle on net basis or to realize the assets and the liabilities simultaneously.

4.23.4 **Impairment**

At each Statement of Financial Position date, the Company reviews the carrying amounts of its assets to determine whether there is any indication that those assets have suffered an impairment loss. If any such indication exists, the recoverable amount of the asset is estimated in order to determine the extent of the impairment loss, if any. Recoverable amount is the higher of sale value less cost to sell and value in use.

If the recoverable amount of an asset is estimated to be less than its carrying amount, the carrying amount of the asset is reduced to its recoverable amount. Impairment losses are recognized as an expense immediately.

Where an impairment loss subsequently reverses, the carrying amount of the asset is increased to the revised estimate of its recoverable amount, but so that the increased carrying amount does not exceed the carrying amount that would have been determined, had no impairment loss been recognized for the asset in prior years. A reversal of an impairment loss is recognized as income immediately.

4.24 **Related party transactions**

All transactions with related parties are carried out by the Company at arms' length price using the method prescribed under the Companies Act 2017 with the exception of loan taken from related parties which is interest / mark up free.

4.25 **Segment reporting**

Segment reporting is based on the operating (business) segments of the entity. An operating segment is a component of the entity that engages in business activities from which it may earn revenues and incur expenses, including revenues and expenses that relate to the transactions with any of the entity's other components. An operating segment's operating results are reviewed regularly by the Chief Operating Decision Maker ('CODM') to make decisions about resources to be allocated to the segment and assess its performance, and for which discrete financial information is available. The CODM, who is responsible for allocating resources and assessing performance of the operating segments, has been identified by the Board of Directors of the entity that make the strategic decisions.

Segment results that are reported to the CODM include items directly attributable to a segment as well as those that can be allocated on a reasonable basis. Those incomes, expenses, assets, liabilities and other balances which cannot be allocated to a particular segment on a reasonable basis are reported as unallocated.

Transactions among the business segments are recorded at cost. Inter segment sales and purchases are eliminated from the total.

4.26 **Government grants**

Government grants are transfers of resources to an entity by a government entity in return for compliance with certain past or future conditions related to the entity's operating activities - e.g. a government subsidy. The definition of government refers to governments, government agencies and similar bodies, whether local, national or international.

The Company recognizes government grants when there is reasonable assurance that grants will be received and the Company will be able to comply with conditions associated with grants.

Government grants are recognized at fair value, as deferred income, when there is reasonable assurance that the grants will be received and the Company will be able to comply with the conditions associated with the grants.

Grants that compensate the Company for expenses incurred, are recognized on a systematic basis in the income for the year in which the related expenses are recognized. Grants that compensate for the cost of an asset are recognized in income on a systematic basis over the expected useful life of the related asset.

A loan is initially recognized and subsequently measured in accordance with IFRS 9. IFRS 9 requires loans at below-market rates to be initially measured at their fair value - e.g. the present value of the expected future cash flows discounted at a market-related interest rate. The benefit that is the government grant is measured as the difference between the fair value of the loan on initial recognition and the amount received, which is accounted for according to the nature of the grant.

4.27 **Research and development cost**

Research and development cost is charged to statement of profit or loss in the year in which it is incurred.

4.28 **Dividend**

The dividend distribution to the shareholders is recognized as a liability in the period in which it is approved by the shareholders.

## 5 PROPERTY, PLANT AND EQUIPMENT

| | Note | 2026 Rupees | 2025 Rupees |
|---|---|---|---|
| Operating fixed assets | 5.1 | 17,204,924,617 | 15,228,851,372 |
| Capital work in progress - at cost | 5.2 | 448,751,311 | 326,964,830 |
| | | 17,653,675,928 | 15,555,816,202 |

## 5.1 Operating fixed assets

**2026**

| | Cost / revalued amount as at July 01, 2025 | Additions / (deletions) | Revaluation surplus | Transfer to investment property / held for sale | Cost / revalued amount as at June 30, 2026 | Accumulated depreciation as at July 01, 2025 | Depreciation charge / (deletion) for the year | Transfer to investment property | Accumulated depreciation as at June 30, 2026 | Book value as at June 30, 2026 | Annual depreciation rate % |
|---|---|---|---|---|---|---|---|---|---|---|---|
| | Rupees | | | | | | | | | | |
| **Owned Assets** | | | | | | | | | | | |
| Freehold land | 3,455,951,539 | - | 3,625,162,793 | (152,000,000) | 6,929,114,332 | - | - | - | - | 6,929,114,332 | 0% |
| Building on freehold land | 3,079,502,196 | 175,907,865 | - | (391,680,387) | 2,863,729,674 | 1,213,155,931 | 187,385,579 | (106,786,401) | 1,293,755,109 | 1,569,974,565 | 10% |
| Plant and machinery | 15,233,114,101 | 407,083,210 | - | - | 14,773,077,256 | 6,676,705,900 | 878,805,988 | - | 7,335,579,277 | 7,437,497,979 | 10% |
| | - | (867,120,055) | - | - | - | - | (219,932,611) | - | - | | |
| Electric installations | 1,676,560,118 | 45,242,740 | - | - | 1,698,066,602 | 430,370,689 | 124,817,813 | - | 532,265,375 | 1,165,801,227 | 10% |
| | - | (23,736,256) | - | - | - | - | (22,923,128) | - | - | - | |
| Tools and equipment | 76,831,826 | 246,700 | - | - | 77,078,526 | 59,515,292 | 1,749,621 | - | 61,264,913 | 15,813,613 | 10% |
| Furniture and fixtures | 81,241,983 | 4,708,134 | - | - | 85,950,117 | 39,876,848 | 4,413,646 | - | 44,290,494 | 41,659,623 | 10% |
| Office equipment | 20,849,417 | 2,491,397 | - | - | 23,340,814 | 10,845,165 | 1,145,731 | - | 11,990,896 | 11,349,918 | 10% |
| Computers | 37,437,503 | 4,377,117 | - | - | 41,537,001 | 28,483,619 | 3,777,364 | - | 32,096,320 | 9,440,681 | 30% |
| | - | (277,619) | - | - | - | - | (164,663) | - | - | - | |
| Vehicles | 78,461,570 | 4,783,000 | - | - | 80,704,220 | 52,145,437 | 5,941,099 | - | 56,431,541 | 24,272,679 | 20% |
| | - | (2,540,350) | - | - | - | - | (1,654,995) | - | - | - | |
| | 23,739,950,253 | 644,840,163 | 3,625,162,793 | (543,680,387) | 26,572,598,542 | 8,511,098,881 | 1,208,036,841 | (106,786,401) | 9,367,673,925 | 17,204,924,617 | |
| | | (893,674,280) | - | - | - | - | (244,675,397) | - | - | | |

**2025**

| | Cost / revalued amount as at July 01, 2024 | Additions / (deletions) | Revaluation surplus | Transfer to investment property / held for sale | Cost / revalued amount as at June 30, 2025 | Accumulated depreciation as at July 01, 2024 | Depreciation charge / (deletion) for the year | Transfer to investment property | Accumulated depreciation as at June 30, 2025 | Book value as at June 30, 2025 | Annual depreciation rate % |
|---|---|---|---|---|---|---|---|---|---|---|---|
| | Rupees | | | | | | | | | | |
| **Owned Assets** | | | | | | | | | | | |
| Freehold land | 3,497,180,000 | - | - | - | 3,455,951,539 | - | - | - | - | 3,455,951,539 | 0% |
| | | (41,228,461) | - | - | - | - | - | - | - | - | |
| Building on freehold land | 2,447,182,317 | 632,319,879 | - | - | 3,079,502,196 | 1,067,020,786 | 146,135,145 | - | 1,213,155,931 | 1,866,346,265 | 10% |
| Plant and machinery | 13,694,599,858 | 1,568,514,243 | - | - | 15,233,114,101 | 5,875,744,958 | 822,527,586 | - | 6,676,705,900 | 8,556,408,201 | 10% |
| | | (30,000,000) | - | - | - | - | (21,566,644) | - | - | - | |
| Electric installations | 1,363,562,169 | 312,997,949 | - | - | 1,676,560,118 | 323,295,096 | 107,075,593 | - | 430,370,689 | 1,246,189,429 | 10% |
| Tools and equipment | 75,887,446 | 944,380 | - | - | 76,831,826 | 57,645,225 | 1,870,067 | - | 59,515,292 | 17,316,534 | 10% |
| Furniture and fixtures | 77,466,417 | 3,775,566 | - | - | 81,241,983 | 35,418,028 | 4,458,820 | - | 39,876,848 | 41,365,135 | 10% |
| Office equipment | 20,400,587 | 553,830 | - | - | 20,849,417 | 9,819,017 | 1,078,160 | - | 10,845,165 | 10,004,252 | 10% |
| | | (105,000) | - | - | - | - | (52,012) | - | - | - | |
| Computers | 34,487,256 | 2,950,247 | - | - | 37,437,503 | 25,062,895 | 3,420,724 | - | 28,483,619 | 8,953,884 | 30% |
| | - | - | - | - | - | - | - | - | - | - | |
| Vehicles | 77,605,134 | 3,668,769 | - | - | 78,461,570 | 45,756,707 | 6,435,602 | - | 52,145,437 | 26,316,133 | 20% |
| | - | (2,812,333) | - | - | - | - | (46,872) | - | - | - | |
| | 21,288,371,184 | 2,525,724,863 | - | | 23,739,950,253 | 7,439,762,712 | 1,092,954,825 | | 8,511,098,881 | 15,228,851,372 | |
| | | (74,145,794) | | | | | (21,665,528) | | | | |

5.1.1 Depreciation for the year has been allocated as under:

| | 2026 Rupees | 2025 Rupees |
|---|---|---|
| Cost of sales | 1,194,811,056 | 1,082,178,320 |
| Administrative expenses | 13,225,785 | 10,776,505 |
| | 1,208,036,841 | 1,092,954,825 |

**5.1.2** Particulars of immovable property (i.e. land and building) in the name of the Company are as follows:

| Location | Usage of immovable property | Total Area (in acres) | Covered Area (In sq.ft) |
|---|---|---|---|
| Kot Akbar Khan, 70 Km Multan Road, Tehsil Pattoki, Distt. Kasur, Punjab | Manufacturing Facility | 35.85 | 674,922 |
| Revenue Estate, Bhai Kot, Tablighi Chowk, Rawind Road, Tehsil and Distt. Lahore, Punjab | Manufacturing Facility | 51.99 | 738,461 |
| Dars Road, Off Raiwind Manga Road, Bachuki Majha, Distt. Kasur | Manufacturing Facility | 27.50 | 526,453 |
| | | 115.34 | 1,939,836 |

**5.1.3** Specific plant and machinery are subject to a hypothecation charge in favour of the banks as collateral against the loans obtained by the Company, as disclosed in Note 22 to these financial statement.

| | | 2026 Rupees | 2025 Rupees |
|---|---|---|---|
| **5.2** | **Capital work in progress - at cost** | | |
| | Building - civil works | 131,038,917 | 77,945,310 |
| | Plant and machinery | 62,509,837 | 31,812,688 |
| | Electric Installation | 255,202,557 | 217,206,832 |
| | | 448,751,311 | 326,964,830 |
| | **The movement in capital work in progress is as follows:** | | |
| | Balance at the beginning of the year | 326,964,830 | 1,997,115,623 |
| | Additions during the year | | |
| | Building - civil works | 185,498,631 | 77,945,310 |
| | Plant and Machinery | 294,034,391 | 31,812,688 |
| | Electric installation | 79,657,747 | 217,206,832 |
| | | 559,190,769 | 326,964,830 |
| | Transfer to operating fixed assets | | |
| | Building - civil works | 132,405,024 | 627,358,428 |
| | Plant and Machinery | 263,337,242 | 1,078,018,783 |
| | Electric installation | 41,662,022 | 291,738,412 |
| | | 437,404,288 | 1,997,115,623 |
| | Balance at the end of the year | 448,751,311 | 326,964,830 |

**5.3 Disposal of property, plant and equipment**

| Particulars | Cost/revalued amount | Accumulated depreciation | Written down value | Sale proceeds | Gain / (Loss) | Mode of disposal | Particulars of Buyers / Relationship (if any) |
|---|---|---|---|---|---|---|---|
| | Rupees | | | | | | |
| **Items with individual net book value exceeding Rs.500,000 each** | | | | | | | |
| **Electric Installation** | | | | | | | |
| **Diesel Generators** | 23,736,256 | 22,923,128 | 813,128 | 1,269,917 | 456,789 | Negotiation | Textile Future Concern |
| | 23,736,256 | 22,923,128 | 813,128 | 1,269,917 | 456,789 | | |
| **Plant and machinery** | | | | | | | |
| Textile Machinery Spinning | 8,484,924 | 7,859,421 | 625,503 | 2,243,518 | 1,618,015 | Negotiation | Saad Abdullah |
| Textile Machinery Spinning | 8,664,566 | 7,460,753 | 1,203,813 | 3,386,444 | 2,182,631 | Negotiation | Mubasher Brother |
| Textile Machinery Spinning Device | 3,402,272 | 2,389,320 | 1,012,952 | 338,644 | (674,308) | Negotiation | Saad Abdullah |
| Textile Machinery Murata | 27,535,990 | 23,710,210 | 3,825,780 | 5,122,462 | 1,296,682 | Negotiation | Taymur Spinning |
| Textile Machinery Spinning | 8,484,924 | 7,864,960 | 619,964 | 3,365,279 | 2,745,315 | Negotiation | Saad Abdullah |
| Textile Machinery Blow Room | 4,740,019 | 1,762,833 | 2,977,186 | 2,000,000 | (977,186) | Negotiation | H. A. Fibres (Private) Limited |
| Textile Machinery Spinning | 97,802,289 | 24,830,402 | 72,971,887 | 72,974,667 | 2,780 | Negotiation | Naseem Exports (Pvt) Ltd |
| Textile Machinery Murata | 31,563,749 | 3,132,264 | 28,431,485 | 28,500,000 | 68,515 | Negotiation | Nisar Spinning Mills (Pvt) Ltd |
| Textile Machinery Saurer | 27,480,903 | 2,727,098 | 24,753,805 | 25,000,000 | 246,195 | Negotiation | Tanveer Spinning Mills |
| Textile Machinery Carding | 292,506,938 | 29,027,253 | 263,479,685 | 263,500,000 | 20,315 | Negotiation | Tanveer Spinning Mills |
| Textile Machinery Carding | 92,838,196 | 5,376,879 | 87,461,317 | 87,500,000 | 38,683 | Negotiation | Al Karam Industries (Pvt) Ltd |
| Textile Machinery Spinning | 13,300,000 | 1,319,841 | 11,980,159 | 12,000,000 | 19,841 | Negotiation | DIL |
| Textile Machinery Spinning | 64,731,411 | 31,721,985 | 33,009,426 | 33,000,000 | (9,426) | Negotiation | DIL |
| Textile Machinery Spinning | 117,860,000 | 60,811,055 | 57,048,945 | 57,058,800 | 9,855 | Negotiation | STML |
| Textile Machinery Spinning | 5,517,240 | 319,540 | 5,197,700 | 5,200,000 | 2,300 | Negotiation | Ahmed Fine Textile Mills Ltd |
| Textile Machinery Spinning | 2,232,135 | 221,508 | 2,010,627 | 2,000,000 | (10,627) | Negotiation | DIL |
| Textile Machinery Spinning | 5,908,797 | 2,895,633 | 3,013,164 | 3,000,000 | (13,164) | Negotiation | DIL |
| Textile Machinery Spinning | 1,194,700 | 118,557 | 1,076,143 | 1,050,000 | (26,143) | Negotiation | Sultan Traders |
| Textile Machinery Spinning | 16,783,253 | - | 16,783,253 | 16,783,253 | - | Negotiation | DIL |
| Textile Machinery Spinning | 31,327,434 | 1,827,433 | 29,500,001 | 29,500,000 | (1) | Negotiation | DIL |
| | 862,359,740 | 215,376,945 | 646,982,795 | 653,523,067 | 6,540,272 | | |
| **Vehicles** | | | | | | | |
| KIA Car | 594,000 | 49,500 | 544,500 | 3,586,333 | 3,041,833 | Negotiation | Najeeb |
| | 594,000 | 49,500 | 544,500 | 3,586,333 | 3,041,833 | | |
| **Items with individual net book value up to Rs.500,000 each** | | | | | | | |
| **Plant and machinery** | | | | | | | |
| Textile Machinery Spinning | 4,760,315 | 4,555,666 | 204,649 | 2,243,519 | 2,038,870 | Negotiation | Mubasher Brother |
| **Computers** | | | | | | | |
| Laptop -HP | 277,619 | 164,663 | 112,956 | 50,000 | (62,956) | Negotiation | Najeeb |
| **Vehicles** | | | | | | | |
| Corolla | 1,615,500 | 1,476,930 | 138,570 | 2,400,000 | 2,261,430 | Negotiation | Rana M Iqbal |
| Suzuki Cultus | 225,900 | 29,681 | 196,219 | 1,341,395 | 1,145,176 | Negotiation | Nafees Ijaz |
| Hino Truck LES 3364 (H.O) | 104,950 | 98,884 | 6,066 | 50,000 | 43,934 | Negotiation | Rizwan Younis |
| | 6,984,284 | 6,325,824 | 658,460 | 6,084,914 | 5,426,454 | | |
| | 893,674,280 | 244,675,397 | 648,998,883 | 664,464,231 | 15,465,348 | | |

| | | Note | 2026 Rupees | 2025 Rupees |
|---|---|---|---|---|
| 5.4 | **(Gain) / Loss on disposal of property, plant and equipment** | | | |
| | Cost | | 893,674,280 | 74,145,794 |
| | Less : Accumulated depreciation | | (244,675,397) | (21,665,528) |
| | | | 648,998,883 | 52,480,266 |
| | Sale proceeds | | (664,464,230) | (21,630,000) |
| | (Gain) / Loss on disposal of property, plant and equipment | 35 | (15,465,348) | 30,850,266 |
| | Gain on disposal of property, plant and equipment | | (17,239,159) | (4,284,539) |
| | Loss on disposal of property, plant and equipment | | 1,773,811 | 35,134,805 |

| | | Note | 2026 Rupees | 2025 Rupees |
|---|---|---|---|---|
| 6 | **INTANGIBLE ASSET** | | | |
| | **Net Book Value:** | | | |
| | Opening Net Book Value | | 5,275,161 | 8,027,419 |
| | Less: Amortization during the year | | (2,752,258) | (2,752,258) |
| | **Closing Net Book Value** | | 2,522,903 | 5,275,161 |
| | **6.1** Cost as at 30 June | | 13,761,289 | 13,761,289 |
| | Accumulated Amortization | | (11,238,386) | (8,486,128) |
| | **Net book value as at 30 June** | | 2,522,903 | 5,275,161 |

**6.2** The cost is being amortised using straight line method over a period of five years and the amortisation charge to administrative expenses.

| | | Note | 2026 Rupees | 2025 Rupees |
|---|---|---|---|---|
| 7 | **LONG TERM DEPOSITS** | | | |
| | Security deposits | | | |
| | Security deposits against utilities | 7.1 | 142,633,275 | 15,969,351 |
| | Ijarah Deposits | 7.2 | 2,516,400 | 2,516,400 |
| | Others | | 172,000 | 562,000 |
| | | | 145,321,675 | 19,047,751 |

**7.1** The amount given to Water and Power Development Authority (WAPDA) and Universal Gas Distribution Company (UGDC) against the security deposits for the utility connections.

**7.2** These represent deposits against the vehicles under Ijarah agreement obtained from Habib Metropolitan Bank Limited - Islamic banking branch and hence carry no markup.

| | | 2026 Rupees | 2025 Rupees |
|---|---|---|---|
| 8 | **INVESTMENT PROPERTY** | | |
| | **Building on freehold land:** | | |
| | Cost | 391,680,387 | - |
| | Accumulated Depreciation | (106,786,401) | - |
| | | 284,893,986 | - |

**8.1** The investment property comprises a portion of the warehouse building at the Company's DTM-04 unit, separately identified and measuring 203,000 square feet, constructed on freehold land situated at Dars Road, Off Raiwind Manga Road, Bachuki Majha, District Kasur.

**8.2** The fair value of which has been determined on the basis of valuation carried out by an independent professional valuer as of June 30, 2026 Rs. 573,069,000

| | | 2026 Rupees | 2025 Rupees |
|---|---|---|---|
| 9 | **NON-CURRENT ASSET HELD FOR SALE** | | |
| | Freehold land | 152,000,000 | - |

**9.1** During the year ended June 30, 2026, the Company entered into a sale agreement for the disposal of land having area of 6 Kanal 7 marla situated at Mauza Amar Kot, Tehisl City, District Lahore. Management considers the disposal to be highly probable and expects the legal transfer and registration formalities to be completed within twelve months from the reporting date.

Accordingly, the property has been classified as a Non-current Asset Held for Sale in accordance with IFRS 5, Non-current Assets Held for Sale and Discontinued Operations. Immediately prior to its classification as held for sale, the land was remeasured in accordance with IAS 16, Property, Plant and Equipment, to its fair value of Rs. 152 million.

| | | 2026 Rupees | 2025 Rupees |
|---|---|---|---|
| 10 | **STORES, SPARE PARTS AND LOOSE TOOLS** | | |
| | Stores - at mills | 69,684,438 | 91,580,821 |
| | Stores - in transit | 15,218,831 | 77,733,963 |
| | Spare parts | 614,744,351 | 641,223,675 |
| | Loose tools | 292,916 | 470,476 |
| | | 699,940,536 | 811,008,935 |

| | | Note | 2026 Rupees | 2025 Rupees |
|---|---|---|---|---|
| 11 | **STOCK IN TRADE** | | | |
| | Raw material | | | |
| | Raw material in hand | | 5,473,794,634 | 5,420,415,204 |
| | Raw material in transit | | 424,942,136 | 354,374,519 |
| | Work in process | | 431,749,179 | 347,439,546 |
| | Finished goods | 11.1 & 11.2 | 1,764,030,612 | 3,129,628,968 |
| | Waste | | 73,319,001 | 132,435,440 |
| | Packing material | | 51,075,447 | 50,586,347 |
| | | | 8,218,911,009 | 9,434,880,024 |

**11.1** Finished goods amounting to Rs. 289,025,748 (2025 : Rs 1,219,484,182) are stated at their net realizable value aggregating Rs. 259,969,952 ( 2025 : Rs. 1,190,981,180). The amount charged to statement of profit or loss in respect of stocks written down to their net realizable value is Rs. 29,055,796 ( 2025 : Rs. 28,503,002).

**11.2** Finished goods include stock in transit of Rs. 294,748,231 (2025: Rs. 74,678,252)

**11.3** The Company has provided a hypothecation charge over stock-in-trade to various financial institutions to secure financing facilities, as stated in note 28 of these financial statements.

| | | Note | 2026 Rupees | 2025 Rupees |
|---|---|---|---|---|
| 12 | **TRADE DEBTS** | | | |
| | **Considered good** | | | |
| | Secured | | 300,648,480 | 471,241,288 |
| | Unsecured | | 4,255,339,154 | 4,860,519,338 |
| | | | 4,555,987,634 | 5,331,760,626 |
| | **Considered doubtful** | | 23,077,350 | 16,925,879 |
| | | *12.1* | 4,579,064,984 | 5,348,686,505 |
| | Provision for doubtful debts | *12.2* | (23,077,350) | (16,925,879) |
| | | | 4,555,987,634 | 5,331,760,626 |

**12.1** The Company has also provided a hypothecation charge over trade debts with various financial institutions for arrangement of finance facilities as stated in note 28 of these financial statements.

**12.2** Provision for expected credit loss

| | | |
|---|---|---|
| Balance at the beginning of the year | 16,925,879 | 47,765,311 |
| Charged / (Reveres) during the year | 24,744,727 | (30,839,432) |
| Written off during the year | (18,593,256) | - |
| Balance at the end of the year | 23,077,350 | 16,925,879 |

| | | Note | 2026 Rupees | 2025 Rupees |
|---|---|---|---|---|
| 13 | **ADVANCES - Considered good** | | | |
| | **Unsecured** | | | |
| | Advances to suppliers | | 544,536,923 | 273,221,022 |
| | Advance to employees against expenses | | 6,103,192 | 3,636,336 |
| | Advance to employees against wages | | 4,180,262 | 9,350,712 |
| | Advances to related party | 13.1 | 8,853,901 | 8,651,768 |
| | **Secured** | | | |
| | Advance against letter of credit | | 534,437,350 | 751,665,200 |
| | | | 1,098,111,628 | 1,046,525,038 |

**13.1** This amount given as advance to Din Leather (Private) Limited ( a related party) against expenses.

| | Note | 2026 Rupees | 2025 Rupees |
|---|---|---|---|
| **14 TRADE DEPOSITS AND PREPAYMENTS** | | | |
| Short term deposits | 14.1 | - | 4,775,200 |
| Prepayments | 14.2 | 66,113,341 | 61,144,083 |
| | | 66,113,341 | 65,919,283 |

**14.1** These represents deposits against the vehicles under Ijarah agreement obtained from Habib Metropolitan Bank Limited - Islamic banking branch and hence carry no markup. During the year, said vehicles have been transferred to PPE on completion of Ijarah term.

**14.2** This includes a short-term prepayment to Adamjee Insurance Company Limited (a related party) amounting to Rs. 15,313,182 (2025: Rs. 36,159,141) against insurance coverage for stock and various other assets of the company.

| | Note | 2026 Rupees | 2025 Rupees |
|---|---|---|---|
| **15 OTHER RECEIVABLES** | | | |
| Cash margin held on guarantee | 15.1 | 674,947,200 | 674,947,200 |
| Cotton claims receivable | | 117,494,048 | 123,971,690 |
| Export rebate | | 4,373,635 | 4,897,103 |
| Others | | 47,962,875 | 16,486,645 |
| | | 844,777,758 | 820,302,638 |

**15.1** This amount provided by the Company to the commercial bank, which in turn issued guarantees on behalf of the Company to government and semi-government entities, as follows:

| | | |
|---|---|---|
| The Director, Excise and Taxation, Karachi | 450,000,000 | 450,000,000 |
| Sui Northern Gas Pipelines Limited (SNGPL) | 211,090,700 | 211,090,700 |
| Lahore Electric Supply Company (LESCO) | 13,856,500 | 13,856,500 |
| | 674,947,200 | 674,947,200 |

| | Note | 2026 Rupees | 2025 Rupees |
|---|---|---|---|
| **16 TAX REFUND DUE FROM THE GOVERNMENT - NET** | | | |
| **Income tax / Levies** | | | |
| Opening balance | | 79,481,364 | 179,751,241 |
| Paid/ Adjusted during the year -Net | | 533,273,212 | 375,606,407 |
| Less: Provision for the year | 37 & 38 | (760,175,034) | (475,876,284) |
| | | (147,420,458) | 79,481,364 |
| **Sales tax** | | 587,848,337 | 444,089,070 |
| | | 440,427,879 | 523,570,434 |
| **17 CASH AND BANK BALANCES** | | | |
| **Cash with banks** | | | |
| In current accounts | 17.1 | 420,484,114 | 879,394,236 |
| In dividend accounts | 17.2 | 3,579,629 | 3,584,957 |
| In savings account | 17.3 & 17.4 | 4,857,405 | 60,344 |
| | | 428,921,148 | 883,039,537 |
| **Cash in hand** | | - | - |
| | | 428,921,148 | 883,039,537 |

**17.1** This includes foreign currency accounts amounting to US.$ 146,860 (2025: US.$ 24,125).
**17.2** It includes balance with associated company (MCB Bank Limited) of Rs. 887,540 (June 30, 2025 : Rs. 887,540).
**17.3** It includes balance with associated company (MCB Bank Limited) of Rs. 37,090 (June 30,2025 : Rs. 35,389).
**17.4** It carries mark up at the rate of 7.76% to 10% (June 30, 2025 : 8.95% to 16.83%) percent per annum.
These balances are placed with banks under conventional banking arrangements.

**18 ISSUED, SUBSCRIBED AND PAID UP CAPITAL**

| 2026 Number of shares | 2025 Number of shares | | 2026 Rupees | 2025 Rupees |
|---|---|---|---|---|
| 36,798,155 | 36,798,155 | Ordinary shares of Rs. 10 each allotted for consideration paid in cash | 367,981,550 | 367,981,550 |
| 1,962,334 | 1,962,334 | Ordinary shares of Rs. 10 each allotted for consideration of amalgamation of power plant | 19,623,340 | 19,623,340 |
| 13,706,260 | 13,706,260 | Ordinary shares of Rs. 10 each allotted as bonus shares | 137,062,600 | 137,062,600 |
| **52,466,749** | **52,466,749** | | 524,667,490 | 524,667,490 |

**18.1** Associated company, Din Corporation (Private) Limited, held 6,469,187 (June 30, 2025 : 6,469,187) ordinary shares of the Company.

**18.2** The shareholders' are entitled to receive all distributions to them including dividend and other entitlements in the form of bonus and right shares as and when declared by the Company. All shares carry "one vote" per share without restriction.

| | 2026 Rupees | 2025 Rupees |
|---|---|---|
| **19 RESERVES** | | |
| **Capital** | | |
| Share premium | 746,193,760 | 746,193,760 |
| **Revenue** | | |
| General | 400,000,000 | 400,000,000 |
| Unappropriated profit | 2,213,733,913 | 2,103,171,587 |
| | 2,613,733,913 | 2,503,171,587 |
| | 3,359,927,673 | 3,249,365,347 |
| **20 Surplus on revaluation of property, plant and equipment** | | |
| **Movement during the year:** | | |
| Opening Balance | 3,271,231,369 | 3,299,086,214 |
| Surplus arises during the year | 3,625,162,793 | - |
| Surplus transferred to retained earnings- on disposal of revalued assets | - | (27,854,845) |
| Closing Balance | 6,896,394,162 | 3,271,231,369 |
| Forced sale Value | 6,130,492,500 | 2,948,926,382 |

**20.1** There is no impact of deferred tax on revaluation as revalued class of assets are non-depreciable and no taxable/deductible temporary difference arise on revaluation of such assets.

**20.2** The last revaluation of property, plant and equipment was carried out on June 30, 2026 by an independent valuer, M/s. RBS Associates (Private) Limited, resulting in a revaluation surplus of Rs. 3,625.162 million. In accordance with section 241 of the Companies Act, 2017, this surplus is not available for distribution to the shareholders.

**20.3** Basis of revaluation for freehold land is "Market Value".

**20.4** Had there been no revaluation, the net book value of these assets would have amounted to Rs. 178,012,963 (June 30, 2025: Rs. 184,720,170).

**21 LOAN FROM DIRECTORS AND SPONSORS**

The Company has obtained an interest-free loan from its directors and sponsors. This financing was secured to support the Company's working capital needs. As per the terms of the arrangement, the loan is repayable at the sole discretion of the Company. Consequently, it does not have a fixed repayment date or a contractual obligation for the Company to deliver cash or other financial assets to the lenders.

Based on the terms of this arrangement and in accordance with Technical Release (TR - 32) of the Institute of Chartered Accountants of Pakistan (ICAP), the loan has been classified as equity in these financial statements.

| | Note | 2026 Rupees | 2025 Rupees |
|---|---|---|---|
| **22 LONG TERM FINANCING - Secured** | | | |
| **From banking companies and financial institutions under markup arrangements** | | | |
| ***Conventional*** | | | |
| Bank Alfalah Limited | *22.1* | 122,663,650 | 192,204,250 |
| Allied Bank Limited | *22.2* | 186,353,295 | 257,594,167 |
| ***Islamic*** | | | |
| Bank Alfalah Limited | *22.3* | 352,851,062 | 420,207,811 |
| Meezan Bank Limited | *22.4* | 3,627,177,185 | 3,661,196,484 |
| Habib Metropolitan Bank Limited | *22.5* | 945,130,578 | 1,130,174,224 |
| Faysal Bank Limited | *22.6* | 1,233,822,696 | 1,527,171,552 |
| MCB Islamic Bank Limited | *22.7* | 279,313,617 | 339,662,403 |
| BankIslami Pakistan Limited | *22.8* | 162,339,431 | 189,237,803 |
| Deferred Income - Government Grant | *22.9 & 22.10* | 254,943,856 | 359,339,882 |
| | | 7,164,595,370 | 8,076,788,576 |
| Less: Current portion | | (1,393,390,545) | (1,352,930,297) |
| | | 5,771,204,825 | 6,723,858,279 |

**22.1** These loans carry mark-up at the rate of 2.50% (2025: 2.50%) obtained in different tranches and are repayable in 20 semi-annual installments. These loans are secured against exclusive hypothecation charge of Rs.952.346 million (2025: 952.346 million) over specific plant and machinery with 25 percent margin.

**22.2** These loans carry mark-up at the rate of 2.50% (2025: 2.50%) obtained in different tranches and are repayable in 32 quarterly installments. These loans are secured against exclusive hypothecation charge of Rs.792.802 million (2025: 792.802 million) over specific plant and machinery with 25 percent margin.

**22.3** These loans carry mark-up ranging from 3.00% to 4.00% (2025: 3.00% to 4.00%) obtained in different tranches and are repayable in 18 semi-annual installments. These loans are secured against exclusive hypothecation charge of Rs. 1,036.556 million (2025: Rs.1,036.556 million) over specific plant and machinery with 20 percent margin.

**22.4** These loans carry mark-up ranging from 3.00% to 13.92% (2025: 3.00% to 13.68% ) obtained in different tranches and are repayable in semi-annual and quarterly installments ranging from 8 to 32. The company during the year has obtained a loan amounting to 324 million that is repayable in 5 years with 1 year grace period. These loans are secured against an exclusive hypothecation charge of Rs. 4,694.07 million (2025: Rs. 4,694.067 million) over specific plant and machinery with a 20% margin, and a first mortgage charge over specific land and building amounting to Rs. 1,750 million (2025: Rs. 1,372 million) with a 20% margin.

**22.5** These loans carry mark-up ranging from 2.00% to 8.5% (2025: 2.00% to 8.5%) obtained in different tranches and are repayable in 32 quarterly installments. These loans are secured against exclusive hypothecation charge of Rs. 3,406.613 million (2025: Rs. 3,406.613 million) over specific plant and machinery with 10 percent margin.

**22.6** These loans carry mark-up ranging from 2.75% to 13.24% (2025: 2.75% to 13.11%) obtained in different tranches and are repayable in semi-annual and quarterly installments ranging from 21 to 32. These loans are secured against exclusive hypothecation charge of Rs. 3,236 million (2025: 3,236 million) over specific plant and machinery with 25 percent margin.

**22.7** These loans carry mark-up ranging from 2.50% to 3.50% (2025: 2.50% to 3.50%) obtained in different tranches and are repayable in 32 quarterly installments. These loans are secured against exclusive hypothecation charge of Rs. 611.261 million (2025: Rs. 611.261 million) over specific plant and machinery with 5 percent margin.

**22.8** These loans carry mark-up of 2.25% (2025: 2.25%) obtained in different tranches and are repayable in 32 quarterly installments. These loans are secured against exclusive hypothecation charge of Rs. 306.925 million (2025: 306.925 million) over specific plant and machinery with Nil margin.

**22.9** The Company entered into long-term loan agreements with Habib Metropolitan Bank Limited - Islamic, MCB Islamic Bank Limited, Bank Alfalah - Islamic, Faysal Bank Limited - Islamic, BankIslami Pakistan Limited and Meezan Bank Limited under the Islamic Temporary Economic Refinance Facility (ITERF) by the State Bank of Pakistan. The loans are repayable in quarterly installments over a period of ten years which include a grace period of two years secured by way of hypothecation charge over specific plant & machinery of the Company. These facilities carry mark-up ranging from 2.0% to 3.0% which is payable in arrears.

| | Note | 2026 Rupees | 2025 Rupees |
|---|---|---|---|
| **22.10** ***Movement of Deferred Income - Government Grant*** | | | |
| Opening balance | | 359,339,882 | 399,391,364 |
| Grant recognized during the year | | - | 77,892,371 |
| Grant amortized during the year | 35 | (104,396,026) | (117,943,853) |
| Closing balance | | 254,943,856 | 359,339,882 |
| Transferred to current portion | | (87,061,358) | (103,405,159) |
| Non-current portion of government grant | | 167,882,498 | 255,934,723 |
| **23 STAFF RETIREMENT BENEFITS - GRATUITY** | | | |
| **23.1 Movement in the net liability recognized in the Statement of Financial Position** | | | |
| Opening net liability | | 410,183,197 | 368,272,090 |
| Expense for the year | 23.2 | 185,824,481 | 191,736,549 |
| Remeasurements (Gain) / Loss recognised | 23.3 | (9,875,997) | 231,702 |
| | | 586,131,681 | 560,240,341 |
| Benefits paid during the year | | (104,463,005) | (150,057,144) |
| Closing net liability | | 481,668,676 | 410,183,197 |
| **23.2 Expense recognised in the Statement of Profit or Loss** | | | |
| Current service cost | | 144,511,422 | 148,951,531 |
| Interest cost | | 41,313,059 | 42,785,018 |
| | | 185,824,481 | 191,736,549 |
| **23.3 Total remeasurement (Gain) / Loss chargeable in Other Comprehensive Income** | | | |
| Actuarial loss from changes in financial assumptions | | - | (197,470) |
| Experience adjustment | | (9,875,997) | 429,172 |
| | | (9,875,997) | 231,702 |
| **23.4 Movement in the present value of defined benefit obligation** | | | |
| Present value of defined benefit obligation | | 410,183,197 | 368,272,090 |
| Current service cost | | 144,511,422 | 148,951,531 |
| Interest cost | | 41,313,059 | 42,785,018 |
| Actuarial (Gain) / loss | | (9,875,997) | 231,702 |
| Benefits paid | | (104,463,005) | (150,057,144) |
| | | 481,668,676 | 410,183,197 |

**23.5 Historical information**

| | 2026 | 2025 | 2024 | 2023 | 2022 |
|---|---|---|---|---|---|
| Present value of defined benefit obligation | 481,668,676 | 410,183,197 | 368,272,090 | 286,561,592 | 231,712,891 |
| Experience adjustments on plan liabilities | (9,875,997) | 231,702 | 22,454,471 | 5,883,999 | 7,000,052 |

**23.6 General description**

The scheme provides for terminal benefits for all of its permanent employees who attain the minimum qualifying period. Annual charges are made using the actuarial technique of Projected Unit Credit Method.

| | 2026 | 2025 |
|---|---|---|
| **23.7 Principal actuarial assumption** | | |
| Following are a few important actuarial assumption used in the valuation; | | |
| *Financial assumptions* | | |
| Discount rate used to Charge Interest Cost in Statement of Profit or Loss | 11.75% | 14.75% |
| Discount rate used for year end obligation | 11.75% | 11.75% |
| Expected rate of increase in future salary | 10.75% | 10.75% |
| *Demographic assumptions* | | |
| Mortality rates | SLIC 2001 - 2005 | SLIC 2001 - 2005 |
| Withdrawl rates | Age based | Age based |
| Retirement assumption | Age 60 years | Age 60 years |

**23.8 Sensitivity analysis of actuarial assumption**

The calculation of defined benefit obligation is sensitive to assumptions given above. The below information summarizes how the defined benefit obligation at the end of the reporting period would have increased / (decreased) as a result of change in respective assumptions by 100 basis point.

| | Increase in assumption | Decrease in assumption |
|---|---|---|
| Discount rate | (11,422,513) | (13,663,178) |
| Expected rate of increase in future salaries | 1,796,556 | 1,310,778 |

**23.9** Expected gratuity expense for the year ending June 30, 2027 works out to Rs. 203,801,691.

| | Number of years | |
|---|---|---|
| **23.10** Weighted average duration of the defined benefit obligation | 2 years | 2 years |

| | Note | 2026 Rupees | 2025 Rupees |
|---|---|---|---|
| **24 DEFERRED TAXATION** | | | |
| **The deferred taxation liability / (asset) comprises of following temporary differences.** | | | |
| Taxable temporary differences: | | | |
| Accelerated tax depreciation allowance | | 866,624,191 | 732,953,614 |
| Benefit recognized related to OCI | | 2,864,039 | - |
| | | 869,488,230 | 732,953,614 |
| Deductible temporary differences: | | | |
| Staff retirement benefits - gratuity | | (139,683,916) | (102,515,587) |
| Provision for doubtful debts | | (6,692,432) | (4,230,754) |
| Unused tax credits - unabsorbed depreciation | | (525,618,200) | (688,023,321) |
| Benefit recognized related to OCI | | - | (45,048) |
| | | (671,994,548) | (794,814,710) |
| Deferred tax asset not recognized | | - | 61,861,096 |
| | | 197,493,682 | - |

| | Note | 2026 Rupees | 2025 Rupees |
|---|---|---|---|
| **25 TRADE & OTHER PAYABLES** | | | |
| Creditors | | 1,915,354,799 | 2,389,038,835 |
| Accrued liabilities | 25.1 | 1,041,100,698 | 908,027,309 |
| Sales tax claim payable | 25.2 | 14,759,479 | 14,759,479 |
| Advance against sale of land | 25.3 | 152,000,000 | - |
| Workers' profit participation fund | | 56,839,691 | - |
| Workers' welfare fund | | 154,280,165 | 132,681,082 |
| Withholding tax payable | | 99,205,033 | 28,636,902 |
| Security deposits | 25.4 | 35,623,000 | - |
| | | 3,469,162,865 | 3,473,143,607 |

**25.1.1** The Company has filed an appeal in the Lahore High Court, Lahore and honorable Lahore High Court granted stay order against tariff difference amounted to Rs 22,416,224 (2025 Rs 22,416,224) from July 2016 to May 2017 claimed by SNGPL. The decision of court is still pending.

**25.1.2** The Company has filed an appeal in the Lahore High Court, Lahore and honorable Lahore High Court granted stay order cost of supply amounted to Rs 30,251,733 (2025: Rs 30,251,733) from October 2017 to October 2018 claimed by SNGPL. The decision of court is still pending.

**25.1.3** This includes an amount of Rs. 161.89 million (2025: Rs. 161.89 million) payable in respect of Gas Infrastructure Development Cess (GIDC) levied under GIDC Act, 2015. The case against GIDC was pending in various courts since 2012. The Supreme court of Pakistan, by declaring its judgement dated 13 August 2020 dismisses all appeals against GIDC and allows the government to recover the outstanding amount against GIDC till 31st July 2020 in two years but links future collections to the complete utilization of the cess on projects for which the levy was imposed. The apex court further stops the government to charge GIDC. The said 24 installments are duly paid to SNGPL. The outstanding amount reflects the amount charged by SNGPL in the period before GIDC ACT,2015 and captive verses industrial connection rate difference as specified in GIDC ACT 2015. The decision of court against outstanding amounts is still pending.

**25.1.4** The Company has filed an appeal in the Lahore High Court, Lahore and honorable Lahore High Court granted stay order against Cotton Cess amounted to Rs 99,228,948 (June 30, 2025: Rs 95,098,159). The decision of court is still pending. However, the Company has recorded a provision in the financial statements as Liability.

**25.1.5** This includes an amount of Rs. 40.796 million (2025: Rs. Nil) payable in respect of the Sindh Infrastructure Development Cess (SIDC). The Company, along with other petitioners, challenged the levy of SIDC before the Honorable High Court of Sindh (SHC), which dismissed the petitions. The Company then appealed to the Honorable Supreme Court of Pakistan, which granted leave to appeal and suspended both the operation of the SHC judgment and the recovery of the cess. The appeal is pending adjudication. The Company's legal counsel is prima facie of the view that the SHC judgment is well reasoned and that the chances of its being overturned are very oblique. Accordingly, a provision for the full amount of Rs. 40.796 million has been recognized.

**25.2** The Company has filed an appeal in the High Court of Sindh, Karachi against the order of Custom / Excise and Sales Tax Appellate Tribunal, Karachi regarding penalty and additional tax. The decision of court is still pending. However, the Company has recorded a provision in the financial statements as Liability.

**25.3** This advance represents consideration received against the proposed sale of land classified as non-current assets held for sale in accordance with IFRS 5 as disclosed in Note 9 to these financial statements.

**25.4** This includes Rs. 28.623 million received as an interest free, refundable security deposit against the short term lease of a portion of the Unit's warehouse as disclosed in Note 8 of these financial statements. The deposit is repayable on termination of the lease agreement.

## 26 CONTRACT LIABILITIES

The contract liabilities primarily relate to the advance consideration received from customers for sale of goods, for which revenue is being recognized at point in time when goods are transferred. It includes advances received from export parties amounting to Rs. 265,604 (2025: Rs.3,614,324). The balance of contract liability as at June 30, 2026 is expected to be recognized as revenue within one year.

| | Note | 2026 Rupees | 2025 Rupees |
|---|---|---|---|
| **27 ACCRUED MARK UP AND INTEREST** | | | |
| **Interest accrued on secured loans - Conventional** | | | |
| Long term financing | | 1,218,050 | 1,735,742 |
| Short term borrowings | | 9,133,678 | 9,589,934 |
| | | 10,351,728 | 11,325,676 |
| **Mark up accrued on secured loans - Islamic** | | | |
| Long term financing | | 165,203,970 | 172,802,055 |
| Short term borrowings | | 275,877,144 | 337,715,745 |
| | | 441,081,114 | 510,517,800 |
| | | 451,432,842 | 521,843,476 |
| **28 SHORT TERM BORROWINGS - Secured** | | | |
| ***Conventional*** | | | |
| Running finance under markup arrangements | 28.1 | 381,783,488 | 284,377,083 |
| ***Islamic*** | | | |
| Short term finance under Running Musharaka | 28.2 | 2,011,987,989 | 3,024,045,265 |
| Murabaha | 28.3 | 2,692,531,270 | 4,435,561,853 |
| Istisna | 28.4 | 5,845,000,000 | 6,080,000,000 |
| Payable against FE-25 | | 67,393,856 | 84,342,086 |
| | | 10,998,696,603 | 13,908,326,287 |

**28.1** These facilities are availed from various commercial banks for meeting working capital requirements. These are secured against joint pari passu floating/hypothecation charge over present and future stocks, book debts, movables, receivables. During the year the applicable markup rate were ranging from 12.25% to 13.53% (2025: 12.15 % to 21.24 %) per annum. These facilities are expiring on various dates in January 2027.

**28.2** The Company has obtained short term running finance under running musharakah. These are secured against first pari passu charge and joint pari passu floating charge over movables, receivables, stocks and book debts of the Company. During the year the applicable profit rate ranges from 11.63% to 13.28% (2025: from 12.65 % to 22.10 %). These facilities are expiring on various dates in October 2026.

**28.3** These facilities are secured against first pari passu hypothecation and floating charge over company's stocks, book debts and receivables. At year end the applicable Profit rate ranges from 10.74% to 13.06% (2025: 11.49 % to 13.35 %) per annum. These facilities are expiring on various dates in October 2026.

**28.4** These facilities are secured against first pari passu hypothecation and floating charge over company's stocks, book debts and receivables. At year end the applicable Profit rate Mark up ranges from 11.02% to 13.84% (2025: 11.59 % to 13.38 %) percent per annum. These facilities are expiring on various dates from October 2026 to January 2027.

| | Note | 2026 Rupees | 2025 Rupees |
|---|---|---|---|
| **29 CONTINGENCIES AND COMMITMENTS** | | | |
| **29.1 Contingencies** | | | |
| Bills discounted with recourse | | 380,395,225 | 298,804,736 |
| Bank guarantees issued in the ordinary course of business | 29.1.1 | 1,677,331,200 | 1,674,947,200 |
| Post dated cheques issued in favour of custom authorities | 29.1.2 | 9,096,566,615 | 8,980,829,315 |
| | | 11,154,293,040 | 10,954,581,251 |

**29.1.1** This includes outstanding bank guarantees provided by the Commercial bank to government and semi-government entities.Guarantees amounting to Rs. 674,947,200 (2025: Rs. 674,947,200) were issued against cash deposits held by the bank as stated in Note 15.1 to these financial statements.
Additionally, the Company has guarantees totaling Rs.1,002,384,000 (2025: Rs. 1,000,000,000) which are secured against its current assets. These figures represent the total outstanding amount under these facilities at year-end and include renewals of existing guarantees. They were provided to the same parties, as follows:

| | | |
|---|---|---|
| The Director, Excise and Taxation, Karachi | 526,786,381 | 526,786,381 |
| Sui Northern Gas Pipelines limited (SNGPL) | 422,969,119 | 422,969,119 |
| Lahore Electric Supply Company (LESCO) | 52,628,500 | 50,244,500 |
| | 1,002,384,000 | 1,000,000,000 |

**29.1.2** Post dated cheques of Rs. 9,096,566,615 (2025: Rs. 8,980,829,315) are issued to customs authorities in respect of duties on imported items availed on the basis of consumption and export plans. If documents of exports are not provided on due dates, cheques issued as security shall be encashable.

**29.1.3** The Company is party to various legal, tax, and regulatory proceedings arising in the normal course of business, primarily comprising tax appeals before the Commissioner Inland Revenue (Appeals) and the Appellate Tribunal Inland Revenue, petitions and Intra-Court Appeals before the Lahore High Court concerning energy and tariff matters, and civil suits. Provisions have been recognised where an outflow of economic resources is considered probable and reliably estimable, as disclosed in Note 25. In respect of the remaining cases, based on the advice of the Company's legal and tax counsel, management considers the likelihood of any unfavourable outcome requiring a material outflow of resources to be remote. Accordingly, no provision has been recognised, and no material adverse impact on the Company's financial position, results of operations, or cash flows is anticipated.

| | Note | 2026 Rupees | 2025 Rupees |
|---|---|---|---|
| **29.2 Commitments** | | | |
| Letters of credit for raw material | | 987,234,867 | 549,013,923 |
| Letters of credit for stores and spares | | 92,850,848 | 47,378,398 |
| | | 1,080,085,715 | 596,392,321 |

| | Note | 2026 Rupees | 2025 Rupees |
|---|---|---|---|
| **30 SALES - NET** | | | |
| **Export** | | | |
| Yarn - Direct export | | 1,024,950,272 | 2,163,744,584 |
| Fabric - Direct export | | 2,497,850,301 | 2,595,696,677 |
| Towel - Direct export | | - | 14,093,432 |
| Waste and others | | 2,949,653 | - |
| | | 3,525,750,226 | 4,773,534,693 |
| **Total export sales** | | | |
| **Local** | | | |
| Yarn | | 23,189,631,202 | 28,628,235,962 |
| Fabric | | 4,731,463,543 | 4,582,279,256 |
| Raw Material | | 9,306,703 | 189,396,769 |
| Waste and others | | 1,633,775,019 | 1,945,474,038 |
| **Total local sales** | | 29,564,176,467 | 35,345,386,025 |
| | | 33,089,926,693 | 40,118,920,718 |
| **Sales Tax** | | 5,456,204,839 | 6,361,357,073 |
| | | 38,546,131,532 | 46,480,277,791 |
| Sales Tax | | (5,456,204,839) | (6,361,357,073) |
| | | 33,089,926,693 | 40,118,920,718 |
| **30.1 Disaggregation of revenue** | | | |
| Primary geographical markets | | | |
| Local | | 29,564,176,467 | 35,345,386,025 |
| Asia and Middle East | | 70,399,048 | 873,316,117 |
| Europe | | 3,443,947,282 | 3,880,610,812 |
| America | | 11,403,896 | 19,607,764 |
| | | 33,089,926,693 | 40,118,920,718 |

| | Note | 2026 Rupees | 2025 Rupees |
|---|---|---|---|
| **31 COST OF SALES** | | | |
| Cost of goods manufactured | 31.1 | 27,506,642,508 | 36,688,434,080 |
| **Finished goods** | | | |
| Opening stock | | 3,262,064,408 | 2,950,911,987 |
| Closing stock | | (1,837,349,613) | (3,262,064,408) |
| | | 28,931,357,303 | 36,377,281,659 |
| **31.1 Cost of goods manufactured** | | | |
| Raw material consumed | 31.1.1 | 19,782,593,250 | 27,006,484,362 |
| Cost of raw material sold | | 7,264,333 | 187,932,614 |
| Packing material consumed | | 336,855,322 | 391,418,155 |
| Stores and spares consumed | | 419,147,547 | 536,410,480 |
| Salaries, wages and other benefits | 31.1.2 | 2,236,462,698 | 2,407,615,419 |
| Fuel and power | | 3,374,642,498 | 4,675,446,267 |
| Insurance | | 62,372,764 | 70,883,202 |
| Repairs and maintenance | | 44,535,972 | 56,826,661 |
| Depreciation | 5.1.1 | 1,194,811,056 | 1,082,225,192 |
| Ijarah rentals | | 5,803,193 | 13,950,504 |
| Vehicle running and maintenance | | 33,705,207 | 30,395,236 |
| Fee and subscriptions | | 19,193,329 | 19,045,573 |
| Books and periodicals | | - | 3,330 |
| Postage and telephone | | 4,707,624 | 1,882,086 |
| Travelling and conveyance | | 17,931,071 | 17,027,492 |
| Legal and professional | | 4,555,525 | 3,654,185 |
| Rent, rates and taxes | | 16,684,617 | 14,222,667 |
| Other overheads | | 29,686,135 | 33,491,276 |
| | | 27,590,952,141 | 36,548,914,701 |
| **Work in process** | | | |
| Opening stock | | 347,439,546 | 486,958,925 |
| Closing stock | | (431,749,179) | (347,439,546) |
| | | (84,309,633) | 139,519,379 |
| | | 27,506,642,508 | 36,688,434,080 |

| | 2026 Rupees | 2025 Rupees |
|---|---|---|
| **31.1.1 Raw material consumed** | | |
| Opening stock | 5,420,415,204 | 5,374,374,889 |
| Purchases | 19,644,271,965 | 26,703,923,397 |
| | 25,064,687,169 | 32,078,298,286 |
| Closing stock | (5,898,736,770) | (5,420,415,204) |
| | 19,165,950,399 | 26,657,883,082 |
| Dyeing and processing charges | 623,907,184 | 536,533,894 |
| Cost of raw material sold | (7,264,333) | (187,932,614) |
| | 19,782,593,250 | 27,006,484,362 |

**31.1.2** Salaries, wages & other benefits includes Rs. 169,569,159 (June 30, 2025 : Rs. 170,370,143) in respect of staff retirement benefits.

| | 2026 Rupees | 2025 Rupees |
|---|---|---|
| **32 DISTRIBUTION COST** | | |
| Ocean freight | 89,508,595 | 135,865,486 |
| Air freight | 1,959,502 | 666,408 |
| Local freight | 87,676,972 | 78,012,284 |
| Commission and claims | 417,630,718 | 384,137,237 |
| Clearing and forwarding | 10,685,407 | 14,683,119 |
| Export development surcharge | 4,567,539 | 13,152,277 |
| Travelling expense | - | 339,221 |
| Others | 14,478,601 | 18,195,169 |
| | 626,507,334 | 645,051,201 |

| | Note | 2026 Rupees | 2025 Rupees |
|---|---|---|---|
| **33 ADMINISTRATIVE EXPENSES** | | | |
| Directors' remuneration | 41 | 11,695,996 | 18,791,992 |
| Staff salaries and other benefits | 33.1 | 277,756,925 | 269,673,904 |
| Travelling and conveyance | | 12,338,731 | 17,195,773 |
| Vehicle running and maintenance | | 29,507,065 | 28,729,446 |
| Rent, rates and taxes | | 434,087 | 314,179 |
| Electricity, gas and water | | 4,564,371 | 8,486,866 |
| Printing and stationery | | 2,850,294 | 3,070,351 |
| Fees, subscription and periodicals | | 24,702,021 | 13,193,927 |
| Legal and professional | | 7,428,470 | 4,420,337 |
| Repairs and maintenance | | 21,985,043 | 17,220,896 |
| Postage and telephone | | 5,842,351 | 9,528,446 |
| Entertainment | | 8,033,156 | 12,480,960 |
| Advertisement | | 71,500 | 220,875 |
| Depreciation | 5.1.1 | 13,225,785 | 10,776,505 |
| Amortization on Intangibles | 6 | 2,752,258 | 2,752,258 |
| Ijarah rentals | | 6,282,818 | 16,472,812 |
| Others | | 16,122,689 | 10,903,745 |
| | | 445,593,560 | 444,233,272 |

**33.1** Staff salaries and other benefits includes Rs. 16,255,321 (June 30, 2025 : Rs. 21,366,406) in respect of staff retirement benefits.

| | Note | 2026 Rupees | 2025 Rupees |
|---|---|---|---|
| **34 OTHER OPERATING EXPENSES** | | | |
| Workers' profit participation fund | | 56,839,691 | - |
| Workers' welfare fund | | 21,599,083 | - |
| Loss on sale of property, plant and equipment | 5.4 | - | 30,897,138 |
| Commission On Fixed Asset Sales | | 1,203,086 | - |
| Allowance for expected credit loss recognized during year | 12.2 | 24,744,727 | - |
| Loss on translation of foreign currency account | | - | 1,476,732 |
| Auditors' remuneration | 34.1 | 2,330,000 | 1,411,000 |
| Loss on translation of receivable | | 60,082,677 | 2,868,103 |
| | | 166,799,264 | 36,652,973 |

| | Note | 2026 Rupees | 2025 Rupees |
|---|---|---|---|
| **34.1 Auditors' remuneration** | | | |
| Audit fee | | 1,900,000 | 1,211,000 |
| Half yearly review fee | | 430,000 | 100,000 |
| Tax services | | - | 100,000 |
| | | 2,330,000 | 1,411,000 |
| **35 OTHER INCOME** | | | |
| ***From financial assets*** | | | |
| Profit on savings account - Islamic financing | | 58,616,591 | 44,340,901 |
| Reversal of expected credit loss | | - | 30,809,034 |
| Gain on translation of foreign currency account | | 1,733,571 | - |
| Government grant | 22.10 | 104,396,026 | 117,943,853 |
| ***From other than financial assets*** | | | |
| Rental income | | 65,851,609 | - |
| Gain on disposal of property, plant and equipment | 5.4 | 15,465,348 | - |
| | | 246,063,145 | 193,093,788 |
| **36 FINANCE COSTS** | | | |
| Mark up / interest on | | | |
| Long term financing: | | | |
| Conventional | | 9,380,215 | 7,366,305 |
| Islamic | | 619,940,294 | 729,287,565 |
| | | 629,320,509 | 736,653,870 |
| Short term borrowings | | | |
| Conventional | | 33,881,102 | 33,399,944 |
| Islamic | | 1,382,774,832 | 2,175,677,381 |
| | | 1,416,655,934 | 2,209,077,325 |
| Bank charges and commission | | 61,400,889 | 93,638,923 |
| | | 2,107,377,332 | 3,039,370,118 |

| | 2026 Rupees | 2025 Rupees |
|---|---|---|
| **37 LEVIES** | | |
| Current year | 421,929,887 | 502,759,467 |
| Prior year | 17,463,104 | (26,883,183) |
| | 439,392,991 | 475,876,284 |

This represents the final taxes paid under section 154 and minimum tax on under section 113 of Income Tax Ordinance, 2001, representing levy in terms of requirements of IFRIC 21/IAS 37.

| | 2026 Rupees | 2025 Rupees |
|---|---|---|
| **38 TAXATION** | | |
| **Income tax:** | | |
| Current year | 15,941,627 | - |
| **Super tax:** | | |
| For the year | 112,049,616 | - |
| Prior year | 192,790,800 | - |
| **Deferred taxation:** | 194,629,643 | 45,048 |
| For the year | 515,411,686 | 45,048 |

**38.1** During the year, pursuant to the 27th Constitutional Amendment, the cases relating to Sections 4B and 4C of the Ordinance were transferred to the Federal Constitutional Court (FCC). The FCC, through its short order dated January 27, 2026, upheld the constitutionality of Sections 4B and 4C of the Ordinance, confirming the validity of the Super Tax, including the retrospective application of Super Tax in prior periods, and setting aside any contrary findings by the lower courts.

The Company is now required to record the Super Tax amount relating to Section 4C of the Ordinance for tax years 2022, 2023, and 2024, and could explore the right to appeal on receipt of the full order.

Based on this order, the Company has recognized a provision amounting to Rs. 192.790 million relating to tax years 2022 to 2024 in these financial statements on account of the Super Tax levy under Section 4C of the Ordinance

| | | 2026 | 2025 |
|---|---|---|---|
| **39 EARNINGS / (LOSS) PER SHARE - BASIC AND DILUTED** | | | |
| **Basic earning per share** | | | |
| Profit / (loss) for the year | Rupees | 103,550,368 | (706,496,049) |
| Weighted average number of ordinary shares outstanding during the year | Numbers | 52,466,749 | 52,466,749 |
| Earning / (loss) per share - basic and diluted | Rupees | 1.97 | (13.47) |

**39.1** There were no convertible dilutive potential ordinary shares in issue as at June 30, 2026 and June 30, 2025.

| | Note | 2026 Rupees | 2025 Rupees |
|---|---|---|---|
| **40 CASH GENERATED FROM OPERATION** | | | |
| Profit / (loss) before levies and taxation | | 1,058,355,045 | (230,574,717) |
| ***Adjustments for:*** | | | |
| Depreciation | 5.1.1 | 1,208,036,841 | 1,092,954,825 |
| Amortization | 6 | 2,752,258 | 2,752,258 |
| Staff retirement benefits - gratuity | 23.2 | 185,824,481 | 191,736,549 |
| Workers' profit participation fund | 34 | 56,839,691 | - |
| Workers' welfare fund | 34 | 14,599,083 | - |
| Allowance /(Reversal) for expected credit loss | 12 | 24,744,727 | (30,809,034) |
| Government grant | 35 | (104,396,026) | (117,943,853) |
| Finance cost | 36 | 2,107,377,332 | 3,039,370,118 |
| (Gain) / loss on disposal of property, plant and equipment | 35 | (15,465,348) | 30,897,138 |
| Working Capital Changes | 40.1 | 1,834,797,376 | 489,288,692 |
| | | 5,322,110,415 | 4,698,246,693 |
| | | **6,380,465,460** | **4,467,671,976** |

| | Note | 2026 Rupees | 2025 Rupees |
|---|---|---|---|
| **40.1 Working capital changes** | | | |
| **Decrease / (Increase) in current assets** | | | |
| Stores, spare parts and loose tools | | 111,068,399 | 434,021,124 |
| Stock-in-trade | | 1,215,969,015 | 57,398,821 |
| Trade debts | | 751,028,267 | (137,137,844) |
| Advances | | (51,586,590) | (239,390,601) |
| Trade deposits and prepayments | | (194,058) | (61,144,083) |
| Other receivables | | (24,475,120) | (289,041,657) |
| | | 2,001,809,913 | (235,294,240) |
| **Increase in current liabilities** | | | |
| Trade and other payables | | (319,012,537) | 724,582,932 |
| Advance against sale of Land | | 152,000,000 | - |
| | | (167,012,537) | 724,582,932 |
| | | **1,834,797,376** | **489,288,692** |

## 41 REMUNERATION TO CHIEF EXECUTIVE, DIRECTORS AND EXECUTIVES

| | 2026 | | | 2025 | | |
|---|---|---|---|---|---|---|
| | Chief Executive | Directors | Executives | Chief Executive | Directors | Executives |
| | Rupees | | | Rupees | | |
| Managerial remuneration | 3,845,460 | 6,405,444 | 182,439,699 | 6,050,000 | 10,442,720 | 189,559,164 |
| Medical allowance | 384,546 | 640,546 | 18,243,965 | 605,000 | 1,044,272 | 18,955,914 |
| Gratuity | - | - | 18,454,938 | - | - | 23,648,905 |
| Director Meeting Fee | - | 420,000 | - | - | 650,000 | - |
| | 4,230,006 | 7,465,990 | 219,138,602 | 6,655,000 | 12,136,992 | 232,163,983 |
| Number of persons | **1** | **2** | **74** | **1** | **2** | **87** |

**41.1** The Chairman of the Company has waived off his remuneration.

**41.2** The Company also bears the travelling expenses of the directors relating to travel for official purposes.

**41.3** Meeting fee of Rupees 420,000 (2025: Rupees 650,000) was paid to the non-executive directors for attending meetings.

| | 2026 Rupees | 2025 Rupees |
|---|---|---|
| **42 IJARAH** | | |
| **Total future ijarah payment** | | |
| Upto one year | 6,682,311 | 9,423,194 |
| Later than one year but not later than five years | 7,787,518 | 12,887,896 |
| | 14,469,829 | 22,311,090 |

**42.1** The total ijarah rentals due under the ijarah agreements aggregate Rs. 14.470 million (June 30, 2025 : Rs. 22.311 million) and are payable in equal monthly installments under various ijarah agreements, latest by 2028. If any ijarah is terminated, the Mustajir (lessee) is required to pay the purchase price specified in the ijarah agreements. The cost of repairs and insurance are borne by the Mustajir (lessee). The ijarah is partially secured by a deposit of Rs. 2.516 million (June 30, 2025 : Rs. 7.292 million) and demand promissory note. The Company intend to exercise the option of purchasing the assets under the ijarah at residual value upon completion of ijarah term. The maximum tenure of monthly ijarah rentals are 36 & 60 months.

## 43 FINANCIAL INSTRUMENTS AND RELATED DISCLOSURES

The Company has exposures to the following risks from its use of financial instruments:

**43.1** Credit risk

**43.2** Liquidity risk

**43.3** Market risk

The Board of Directors has overall responsibility for the establishment and oversight of Company's risk management framework. The Board is also responsible for developing and monitoring the Company's risk management policies.

### 43.1 Credit risk

#### 43.1.1 Exposure to credit risk

Credit risk is the risk of financial loss to the Company if a customer or counterparty to a financial instrument fails to meet its contractual obligations, and arises principally from the trade debts, trade deposits, other receivables and cash and bank balances. Out of total financial assets of Rs. 6,059.83 million (June 30, 2025 : Rs. 7,132.10 million), financial assets which are subject to credit risk aggregate to Rs. 5,630.90 million (June 30, 2025 : Rs. 6,249.06 million). The carrying amount of financial assets represents the

maximum credit exposure. The maximum exposure to credit risk at the reporting date is as follows.

| | 2026 Rupees | 2025 Rupees |
|---|---|---|
| Long term deposits | 145,321,675 | 19,047,751 |
| Trade debts | 4,579,064,984 | 5,348,686,505 |
| Trade deposits | 66,113,341 | 65,919,283 |
| Other receivables | 840,404,123 | 815,405,535 |
| Cash and bank balances | 428,921,148 | 883,039,537 |
| | 6,059,825,271 | 7,132,098,611 |

**43.1.2** The maximum exposure to credit risk for trade debts at the Statement of Financial Position date by geographical region is as follows.

| | 2026 Rupees | 2025 Rupees |
|---|---|---|
| Domestic | 4,278,416,504 | 4,877,445,217 |
| Export | 300,648,480 | 471,241,288 |
| | 4,579,064,984 | 5,348,686,505 |

The majority of exports of the Company are made in Portugal, France, Spain, Belgium, and Italy.

**43.1.3** The maximum exposure to credit risk for trade debts at the Statement of Financial Position date by type of customer is as follows.

| | 2026 Rupees | 2025 Rupees |
|---|---|---|
| Yarn | 3,835,748,734 | 4,591,481,555 |
| Fabric | 660,649,722 | 648,148,646 |
| Services | 76,891,383 | 99,800,869 |
| Waste | - | 4,153,195 |
| Others | 5,775,145 | 5,102,240 |
| | 4,579,064,984 | 5,348,686,505 |

**43.1.4** The aging of trade debtors at the Statement of Financial Position is as follows:

| | Gross debtors | |
|---|---|---|
| | 2026 | 2025 |
| | Rupees | |
| Not past due | 2,900,056,867 | 2,632,801,658 |
| Past due 0 - 30 days | 1,064,278,370 | 1,204,672,137 |
| Past due 31 - 60 days | 114,296,046 | 669,035,741 |
| Past due 61 - 90 days | 78,635,286 | 174,441,631 |
| Past due 90 days - 1 year | 403,043,260 | 609,817,738 |
| More than one year | 18,755,155 | 57,917,600 |
| | 4,579,064,984 | 5,348,686,505 |

**43.1.5** Following are the credit ratings of banks within which balances are held and credit lines are available.

| | Rating agency | Ratings | | 2026 | 2025 |
|---|---|---|---|---|---|
| | | Short term | Long term | Rupees | Rupees |
| Allied Bank Ltd. | PACRA | A1+ | AAA | 298,934 | 2,784,972 |
| Bank Alfalah Ltd. | PACRA | A1+ | AAA | 2,202,913 | 2,746,076 |
| Bank Al-Habib Ltd. | PACRA | A1+ | AAA | 6,446,988 | 38,589,493 |
| BankIslami Pakistan Ltd | PACRA | A1 | AA- | 297,052 | 3,092,758 |
| Dubai Islamic Bank Pakistan Ltd. | VIS | A1+ | AA | 17,837,399 | 511,097 |
| Faysal Bank Limited | VIS | A1+ | AA + | 3,996,754 | 8,084,818 |
| Habib Bank Ltd. | VIS | A1+ | AAA | 15,182,397 | 4,043,268 |
| Habib Metropolitan Bank Ltd. | PACRA | A1+ | AA+ | 41,706,128 | 91,187,484 |
| MCB Bank Ltd. | PACRA | A1+ | AAA | 924,631 | 922,929 |
| MCB Islamic Bank Ltd. | PACRA | A1 | A+ | 3,141,306 | 413,828 |
| Meezan Bank Ltd. | VIS | A1+ | AAA | 336,665,054 | 730,526,848 |
| National Bank of Pakistan | PACRA | A1+ | AAA | 128,534 | 128,534 |
| Standard Chartered Bank (Pakistan) Ltd. | PACRA | A1+ | AAA | 93,058 | 7,433 |
| | | | | 428,921,148 | 883,039,537 |

**43.2 Liquidity risk**

Liquidity risk is the risk that the Company will not be able to meet its financial obligations as they fall due. The Company's approach to managing liquidity is to ensure, as far as possible, that it will always have sufficient liquidity to meet its liabilities when due, under both normal and stressed conditions, without incurring unacceptable losses or risking damages to the Company's reputation. The following are the contractual maturities of financial liabilities, including interest payments and excluding the impact of netting agreements.

| | 2026 | | | | | |
|---|---|---|---|---|---|---|
| | Carrying Amount | Contractual Cash flows | upto one year | one to two years | two to five years | More than five years |
| | Rupees | | | | | |
| **Non - derivative Financial liabilities** | | | | | | |
| Long term financing | 7,164,595,370 | 8,425,437,417 | 1,440,541,497 | 2,016,878,846 | 4,006,091,192 | 961,925,882 |
| Trade and other payables | 3,469,162,865 | 3,325,539,338 | 3,325,539,338 | - | - | - |
| Accrued mark up and interest | 451,432,842 | 451,432,842 | 451,432,842 | - | - | - |
| Short term borrowings | 10,998,696,603 | 11,548,631,433 | 11,548,631,433 | - | - | - |
| | 22,083,887,680 | 23,751,041,030 | 16,766,145,110 | 2,016,878,846 | 4,006,091,192 | 961,925,882 |

| | 2025 | | | | | |
|---|---|---|---|---|---|---|
| | Carrying Amount | Contractual Cash flows | upto one year | one to two years | two to five years | More than five years |
| | Rupees | | | | | |
| **Non - derivative Financial liabilities** | | | | | | |
| Long term financing | 8,076,788,576 | 9,770,819,094 | 1,468,558,165 | 1,931,131,687 | 5,854,811,101 | 516,318,141 |
| Trade and other payables | 3,473,143,607 | 3,473,143,607 | 3,473,143,607 | - | - | - |
| Accrued mark up and interest | 521,843,476 | 521,843,476 | 521,843,476 | - | - | - |
| Short term borrowings | 13,908,326,287 | 14,603,742,601 | 14,603,742,601 | - | - | - |
| | 25,980,101,946 | 28,369,548,778 | 20,067,287,849 | 1,931,131,687 | 5,854,811,101 | 516,318,141 |

**43.2.1** The contractual cash flows relating to the above financial liabilities have been determined on the basis of mark up rates effective as at June 30. The rates of mark up have been disclosed in relevant notes to these financial statements.

**43.3 Market risk**

Market risk is the risk that the value of the financial instrument may fluctuate as a result of changes in market interest rates or the market price due to a change in credit rating of the issuer or the instrument, change in market sentiments, speculative activities, supply and demand of securities, and liquidity in the market. The Company is exposed to currency risk and interest rate risk only.

**43.3.1 Currency risk**

**Exposure to currency risk**

The Company is exposed to currency risk on trade debts, cash with banks, borrowings and import of raw material and stores that are denominated in a currency other than the respective functional currency of the company, primarily in US Dollar & Euro. The currencies in which these transactions primarily are denominated is US Dollar & Euro. The Company's exposure to foreign currency risk is as follows.

| | US Dollar | Euro | Total in Foreign Currency | Rupees |
|---|---|---|---|---|
| Trade debts 2026 | 571,344 | 447,346 | 1,041,598 | 300,648,480 |
| Cash with banks 2026 | 146,860 | - | 146,860 | 40,834,423 |
| Trade debts 2025 | 1,054,057 | 518,617 | 1,572,675 | 471,241,288 |
| Cash with banks 2025 | 24,125 | - | 24,125 | 6,974,932 |

The following significant exchange rates applied during the year:

| | Average Rates | | Reporting Date Rates | |
|---|---|---|---|---|
| | 2026 | 2025 | 2026 | 2025 |
| US Dollar to Rupee | 280.83 | 280.95 | 278.05 | 283.60 |
| Euro to Rupee | 324.60 | 315.07 | 316.95 | 332.25 |

**Sensitivity analysis**

5% strengthening of Pak Rupee against the following currencies at June 30, would have increased / (decreased) equity and income statement by the amount shown below. The analysis assumes that all other variables, in particular interest rates, remain constant. 5% weakening of Pak Rupee against the above currencies at periods ends would have had the equal but opposites effect on the above. currencies to the amount shown below, on the basis that all other variables remain constant.

| | 2026 Rupees | 2025 Rupees |
|---|---|---|
| US Dollar | (7,943,108) | (14,946,535) |
| Euro | (7,089,316) | (8,615,530) |

The sensitivity analysis prepared is not necessarily indicative of the effects on profit for the year and liabilities of the Company.

**43.3.2 Interest rate risk**

Interest rate risk is the risk that the fair value or future cash flows of a financial instrument will fluctuate because of changes in market interest rates. Majority of the interest rate exposures arises from short and long term borrowings from bank and term deposits and deposits in PLS saving accounts with banks. At reporting date the interest rate profile of the Company's interest bearing financial instrument is as follows:

| | 2026 Rupees | 2025 Rupees |
|---|---|---|
| **Fixed rate instruments** | | |
| **Financial liabilities** | | |
| -Long term Finance | 4,130,771,705 | 5,051,277,132 |
| -Short term Borrowings | 8,604,925,126 | 10,599,903,939 |
| | 12,735,696,831 | 15,651,181,071 |
| **Variable rate instruments** | | |
| Financial assets | 4,857,405 | 60,344 |
| Financial liabilities | | |
| -Long term Finance | 3,033,823,665 | 3,025,511,444 |
| -Short term Borrowings | 2,393,771,477 | 3,308,422,348 |
| | 5,427,595,142 | 6,333,933,792 |

**Fair value sensitivity analysis for fixed rate instruments**

The Company does not account for any fixed rate financial assets and liabilities at fair value through profit or loss. Therefore, a change in interest rates at reporting date would not affect statement of profit or loss.

**Cash flow sensitivity analysis for variable rate instruments**

A change of 100 basis points in interest rates at reporting date would have increased / (decreased) equity and profit or loss by the amounts shown below. This analysis assumes that all other variables, in particular foreign currency rates, remain constant. The analysis is performed on the same basis for June 30, 2026.

| | Profit or Loss | | Equity | |
|---|---|---|---|---|
| | 100 bps increase | 100 bps decrease | 100 bps increase | 100 bps decrease |
| | Rupees | | | |
| Cash flow sensitivity - variable rate instruments 2026 | (65,245,433) | 65,245,433 | (65,245,433) | 65,245,433 |
| Cash flow sensitivity - variable rate instruments 2025 | (63,339,338) | 63,339,338 | (63,339,338) | 63,339,338 |

**43.4 Fair value of financial assets and liabilities**

The carrying value of all financial instruments reflected in the financial statements approximate to their fair values. Fair value is determined on the basis of objective evidence at each reporting date.

| | 2026 Rupees | 2025 Rupees |
|---|---|---|
| **43.5 Off Statement of Financial Position items** | | |
| Bank guarantees issued in ordinary course of business | 1,677,331,200 | 1,674,947,200 |
| Letters of credit for raw material | 987,234,867 | 549,013,923 |
| Letters of credit for stores and spares | 92,850,848 | 47,378,398 |

**43.6** The effective rate of interest / mark up for the monetary financial assets and liabilities are mentioned in respective notes to the financial statements.

### 43.7 Reconciliation of movements of liabilities to cash flows arising from financing activities

| | Short term borrowings including related accrued markup | Long term borrowings including related accrued markup | Total |
|---|---|---|---|
| **Balance as at July 01, 2025** | **14,255,631,966** | **8,251,326,373** | **22,506,958,339** |
| Changes from financing cash flows | | | |
| Repayment of loan | | (1,236,193,206) | (1,236,193,206) |
| Proceeds from long term loan | | 324,000,000 | 324,000,000 |
| Payment - net | (2,909,629,684) | - | (2,909,629,684) |
| Total changes from financing activities | (2,909,629,684) | (912,193,206) | (3,821,822,890) |
| Other changes-interest cost | | | |
| Interest expense | 1,416,655,934 | 629,320,509 | 2,045,976,443 |
| Interest Paid | (1,478,950,791) | (637,436,286) | (2,116,387,077) |
| Total loan related other changes | (62,294,857) | (8,115,777) | (70,410,634) |
| **Balance as at June 30, 2026** | **11,283,707,425** | **7,331,017,390** | **18,614,724,815** |

## 44 OPERATING SEGMENTS

Management has determined the operating segments based on the information that is presented to the Board of Directors of the Company for allocation of resources and assessment of performance. Operating segments are reported in a manner consistent with internal reporting provided to the Chief Operating Decision Maker ('CODM'). Segment performance is generally evaluated based on certain key performance indicators including business volume and gross profit.

Based on internal management reporting structure and products produced and sold, the Company is organized into the following operating segments :

a) Spinning:

This segment relates to the production and sale of yarn.

b) Weaving:

This segment relates to the production and sale of greige & dyed fabric.

c) Other Operating Segments:

Other than yarn spinning & weaving, entity is also engage in providing fiber and yarn dyeing service to both inter-segment and external customers and generation of power for inter-segment sale only. However these segments do not meet the threshold specified by International Financial Reporting Standards "Operating Segments"(IFRS-08) for determination of reportable segments.

### 44.1 SEGMENT INFORMATION

The following summary describe the operation in each of the Company's reportable segments:

| | Spinning | | Weaving | | Other Segments | | Elimination of Intersegment transaction | | Total Company | |
|---|---|---|---|---|---|---|---|---|---|---|
| | 2026 | 2025 | 2026 | 2025 | 2026 | 2025 | 2026 | 2025 | 2026 | 2025 |
| | ----------Rupees in Thousand---------- | | | | | | | | | |
| **Sales** | | | | | | | | | | |
| External Sales | 24,949,946 | 32,029,304 | 6,727,047 | 7,106,659 | 1,412,934 | 982,958 | - | - | 33,089,927 | 40,118,921 |
| Intersegment | 967,433 | 1,696,458 | 317,383 | 222,521 | 3,994,546 | 338,556 | (5,279,362) | (2,257,535) | - | - |
| | 25,917,379 | 33,725,762 | 7,044,430 | 7,329,180 | 5,407,480 | 1,321,514 | (5,279,362) | (2,257,535) | 33,089,927 | 40,118,921 |
| **Cost of Sales** | (23,435,785) | (30,922,966) | (6,231,759) | (6,490,396) | (4,543,176) | (1,221,455) | 5,279,362 | 2,257,535 | (28,931,357) | (36,377,282) |
| **Gross Profit** | 2,481,594 | 2,802,796 | 812,671 | 838,784 | 864,304 | 100,059 | - | - | 4,158,569 | 3,741,639 |
| **Distribution cost** | (131,469) | (484,455) | (63,330) | (159,660) | (431,708) | (936) | - | - | (626,507) | (645,051) |
| **Administrative expenses** | (296,732) | (275,294) | (106,615) | (103,800) | (42,246) | (65,139) | - | - | (445,594) | (444,233) |
| | (428,201) | (759,749) | (169,945) | (263,460) | (473,954) | (66,075) | - | - | (1,072,101) | (1,089,284) |
| Profit before taxation, levy and unallocated income/ expenses | 2,053,393 | 2,043,047 | 642,726 | 575,324 | 390,350 | 33,984 | - | - | 3,086,468 | 2,652,355 |
| Unallocated income and expenses: | | | | | | | | | | |
| Finance cost | | | | | | | | | (2,107,377) | (3,039,370) |
| Other expenses | | | | | | | | | (166,799) | (36,653) |
| Other income | | | | | | | | | 246,063 | 193,094 |
| Profit /(loss) before levy and taxation | | | | | | | | | 1,058,355 | (230,574) |
| Levy | | | | | | | | | (439,393) | (475,876) |
| Profit /(loss) before taxation | | | | | | | | | 618,962 | (706,451) |
| Taxation | | | | | | | | | (515,412) | (45) |
| Profit /(loss) after taxation | | | | | | | | | 103,550 | (706,496) |

44.2 **Reconciliation of segment assets and liabilities with total assets and liabilities:**

| | Spinning | | Weaving | | Other Segments | | Total Company | |
|---|---|---|---|---|---|---|---|---|
| | 2026 | 2025 | 2026 | 2025 | 2026 | 2025 | 2026 | 2025 |
| | "All figures in thousand Rupees" | | | | | | | |
| **Segment Assets** | 24,894,337 | 25,447,194 | 6,493,017 | 4,337,145 | 1,764,621 | 2,510,861 | 33,151,974 | 32,295,200 |
| **Unallocated Assets** | | | | | | | 1,439,631 | 2,201,946 |
| **Total Assets as per Statement of financial position** | | | | | | | 34,591,605 | 34,497,146 |
| **Segment Liabilities** | 11,643,262 | 8,935,235 | 3,546,169 | 2,528,378 | 309,047 | 351,481 | 15,498,478 | 11,815,094 |
| **Unallocated Liabilities** | | | | | | | 7,312,138 | 14,636,787 |
| **Total liabilities as per Statement of financial position** | | | | | | | 22,810,616 | 26,451,881 |

## 45 CAPITAL RISK MANAGEMENT

The Company's prime objective when managing capital is to safeguard its ability to continue as a going concern in order to provide adequate returns for shareholders and benefits for other stakeholders and to maintain an optimal capital structure to reduce the cost of capital.

In order to maintain or adjust the capital structure, the Company may adjust the amount of dividends paid to shareholders, issue new shares or sell assets to reduce debt.

Consistent with others in the industry, the Company monitors capital on the basis of the gearing ratio. The ratio is calculated as total borrowings divided by total capital employed. Borrowings represent long term financing, others and short term borrowings. Total capital employed includes total equity as shown in the Statement of Financial Position plus borrowings.

| | | 2026 | 2025 |
|---|---|---|---|
| | | | Restated |
| Borrowings | Rupees | 18,163,291,973 | 21,985,114,863 |
| Total equity | Rupees | 11,780,989,325 | 8,045,264,206 |
| Total capital employed | Rupees | 29,944,281,298 | 30,030,379,069 |
| Gearing ratio | Percentage | 60.66 | 73.21 |

## 46 PLANT CAPACITY AND PRODUCTION

It is difficult to describe precisely the production capacity in textile industry since it fluctuates widely depending on various factors such as count of yarn spun, raw material used, spindle speed and twist. It would also vary according to the pattern of production adopted in a particular year.

| | 2026 | 2025 |
|---|---|---|
| **Spinning** | | |
| Total number of spindles installed | 136,656 | 136,656 |
| Total number of spindles worked | 126,022 | 126,022 |
| Number of shifts per day | 3 | 3 |
| Installed capacity converted into 20/1 count (Kgs.) | 46,105,664 | 46,105,664 |
| Actual production converted into 20/1 count (Kgs.) | 37,189,442 | 44,810,043 |
| **Weaving** | | |
| Total number of looms installed | 144 | 144 |
| Total number of looms worked | 144 | 144 |
| Number of shifts per day | 3 | 3 |
| Installed capacity after conversion into 50 picks-Square meter | 88,314,777 | 88,314,777 |
| Actual production after conversion into 50 picks-Square meter | 83,728,989 | 83,332,936 |

46.1 Actual production of yarn and fabric is lower than capacity due to the manufacturing of specialized Mélange yarn and periodic repair and maintenance.

## 47 MEASUREMENT OF FAIR VALUES

A number of the Company's accounting policies and disclosure require the measurement of fair values, for both financial, if any and non-financial assets and liabilities.

When measuring the fair value of an asset or a liability, the Company uses valuation techniques that are appropriate in the circumstances and uses observable market data as far as possible. Fair values are categorized into different levels in a fair value hierarchy based on the inputs used in the

valuation techniques as follows:

Level 1: quoted prices (Unadjusted) in active markets for identical assets or liabilities;

Level 2: inputs other than quote prices included in Level 1 that are observables for the asset or liability, either directly (i.e. as prices) or indirectly (i.e. derived from prices);

Level 3: inputs for the asset or liability that are based on observable market data (unobservable inputs).

If the inputs used to measure the fair value of an asset or a liability fall into different levels of the fair value hierarchy, then the fair value measurements is categorized in its entirety in the same level of the fair value hierarchy as the lowest level input that is significant to the entire measurement.

For assets and liabilities that are recognized in the financial statements at fair value on a recurring basis, the management recognizes transfers between levels of the fair value hierarchy at the end of the reporting period during which the change has occurred.

## 48 RELATED PARTIES

The related parties comprise of associated undertakings, directors of the Company and key management personnel. The Company continues to have a policy whereby transactions with related parties are entered into at commercial terms, approved policy and at rate agreed under a contract / arrangement / agreement. Remuneration of key management personnel are in accordance with their terms of contractual engagements.

Key management personnel are those persons having authority and responsibility for planning, directing and controlling the activities of the Company. The Company considers its Chief Executive Officer, Chief Financial Officer, Company Secretary and Non-Executive Directors to be its key management personnel. There are no transactions with key management personnel other than their terms of employment / entitlement. Remuneration of directors and executives are disclosed in respective notes.

### 48.1 TRANSACTIONS WITH RELATED PARTIES

| | | | 2026 Rupees | 2025 Rupees |
|---|---|---|---|---|
| **Company name / title of individual** | **Relationship** | **Nature of transaction** | | |
| MCB Bank Limited | Common Directorship | | | |
| | | Deposits | 2,835 | 4,284 |
| | | Withdrawals | 1,134 | 1,500 |
| Adamjee Insurance Company Limited | Common Directorship | | | |
| | | Premium paid | 58,743,866 | 105,827,298 |
| | | Claimed received | 15,839,940 | 14,504,662 |
| Adamjee Life Assurance Company Limited | Common Directorship | | | |
| | | Premium paid | 5,374,578 | 4,231,505 |
| Din Leather (Pvt.) Ltd. | Common Directorship | | | |
| | | Advance against expenses | 5,554,218 | 14,809,248 |
| Chief Executive Officer, Chief Financial Officer & Company Secretary | Key management personnel | Salaries and other benefits | 230,834,598 | 250,955,975 |
| Faisal Jawed | Director | Loan received from directors and sponsors | - | 75,200,000 |
| Faraz Jawed | Shareholder | | - | 75,200,000 |
| Farhad Sheikh Mohammad | Shareholder | | - | 56,400,000 |
| Fawad Jawed | Shareholder | | - | 75,200,000 |
| Hamza Tariq | Shareholder | | - | 56,400,000 |
| Shaikh Mohammad Naveed | Director | | - | 97,600,000 |
| Shaikh Muhammad Pervez | Director | | - | 112,800,000 |
| Shaikh Mohammad Raffay | Director | | - | 56,400,000 |
| Shaikh Muhammad Tanveer | Director | | - | 225,600,000 |
| Shaikh Muhammad Tariq | Shareholder | | - | 56,400,000 |
| Mrs Ghazala Pervez | Shareholder | | - | 112,800,000 |

**48.2** Balances Outstanding at the year end

| | | Note | 2026 Rupees | 2025 Rupees |
|---|---|---|---|---|
| MCB Bank Limited | Associated company | | 924,630 | 922,929 |
| Din Farm Products (Pvt.) Ltd. | Associated company | | - | - |
| Din Leather (Pvt.) Ltd. | Associated company | | 8,853,901 | 8,651,768 |
| Adamjee Insurance Company Limited | Associated company | | 15,313,182 | 36,159,141 |
| Faisal Jawed | Director | | 75,200,000 | 75,200,000 |
| Faraz Jawed | Shareholder | | 75,200,000 | 75,200,000 |
| Farhad Sheikh Mohammad | Shareholder | | 56,400,000 | 56,400,000 |
| Fawad Jawed | Shareholder | | 75,200,000 | 75,200,000 |
| Hamza Tariq | Shareholder | | 56,400,000 | 56,400,000 |
| Shaikh Muhammad Naveed | Director | | 97,600,000 | 97,600,000 |
| Shaikh Muhammad Pervez | Director | | 112,800,000 | 112,800,000 |
| Shaikh Mohammad Raffay | Director | | 56,400,000 | 56,400,000 |
| Shaikh Muhammad Tanveer | Director | | 225,600,000 | 225,600,000 |
| Shaikh Muhammad Tariq | Shareholder | | 56,400,000 | 56,400,000 |
| Mrs Ghazala Pervez | Shareholder | | 112,800,000 | 112,800,000 |

**48.3** The following are the related parties with whom the Company had entered into transaction or have arrangement / agreement in place during the year:

| S No. | Name of Related Party | Relationship | No. of Shares | Percentage of Shareholding |
|---|---|---|---|---|
| 1 | MCB Bank Limited | common directorship | - | Nil |
| 2 | Din Leather (Pvt.) Ltd. | common directorship | - | Nil |
| 3 | Adamjee Insurance Company Limited | common directorship | - | Nil |
| 4 | Adamjee Life Assurance Company Limited | common directorship | - | Nil |

**49 INFORMATION FOR ALL SHARES ISLAMIC INDEX SCREENING**

**49.1**

| Description | Note | 2026 | | 2025 | |
|---|---|---|---|---|---|
| | | Carried under | | Carried under | |
| | | Non-Shariah arrangements | Shariah arrangements | Non-Shariah arrangements | Shariah arrangements |
| **Assets** | | | | | |
| Bank deposit | 7&15 | - | 677,463,600 | - | 682,238,800 |
| Bank balances | - | 23,661,788 | 405,259,359 | 45,454,221 | 837,585,317 |
| **Liabilities** | | | | | |
| **Loan and advances** | | | | | |
| Long term financing | 22 | 309,016,945 | 6,855,578,425 | 449,798,417 | 7,626,990,159 |
| Short term borrowings | 28 | 381,783,488 | 10,616,913,115 | 284,377,083 | 13,623,949,204 |
| Accrued profit / interest on borrowing | 27 | 10,351,728 | 441,081,114 | - | - |
| **Statement of profit or loss** | | | | | |
| Revenue earned from business segment | 30 | - | 33,089,926,693 | - | 40,118,920,718 |
| Profit earned from bank deposits and bank balances | 35 | - | 58,613,756 | - | 44,340,901 |
| Profit/ Interest on financing obtained | 36 | 43,261,317 | 2,002,715,126 | 40,766,249 | 2,904,964,946 |

| | Note | 2026 Rupees | 2025 Rupees |
|---|---|---|---|
| **49.2 Sources and detailed breakup of other income, other than those disclosed above.** | | | |
| Gain on disposal of property, plant and equipment | 35 | 15,465,348 | - |
| Rental income | 35 | 65,851,609 | - |
| Reversal of expected credit loss | 35 | - | 30,809,034 |
| Government grant | 35 | 104,396,026 | 117,943,853 |
| Gain on translation of foreign currency account | 35 | 1,733,571 | - |
| **49.3 Exchange Loss** | | | |
| Loss on translation of receivable | 34 | 60,082,677 | 2,868,103 |
| Loss on translation of foreign currency account | 34 | - | 1,476,732 |

49.4 Relationship with banks

| Name | Relationship |
|---|---|
| Habib Metropolitan Bank Ltd | Bank deposits, Long-term & Short-term Financing, Guarantor,& Muajjir |
| Standard Chartered Bank (Pakistan) Ltd | Bank deposits |
| Bank Al-Habib Limited | Bank deposits and Short-term Financing |
| Bank Islami Pakistan Limited | Bank deposits, Long-term Financing |
| Habib Bank Limited | Bank deposits |
| Meezan Bank Limited | Bank deposits, Long-term and Short-term Financing |
| MCB Islamic Bank Limited | Bank deposits, Long-term and Short-term Financing |
| Bank Alfalah Limited | Bank deposits, Long-term and Short-term Financing |
| Dubai Islamic Bank Pakistan Limited | Bank deposits, Short-term Financing |
| Faysal Bank Limited | Bank deposits, Long-term and Short-term Financing |

## 50 NUMBER OF EMPLOYEES

| | 2026 | 2025 |
|---|---|---|
| Total number of employees as at year end | 2,972 | 3,549 |
| Average number of employees during the year | 3,261 | 3,536 |
| Total number of factory employees as at year end | 2,837 | 3,408 |
| Average number of factory employees during the year | 3,123 | 3,402 |

## 51 SIGNIFICANT EVENT, STATUS OF DTM-04

The Board of Directors, in its meeting held on September 24, 2025, approved the temporary closure of one of the Company's production units, DTM-04, due to a lack of export sales orders. As at the reporting date, June 30, 2026, the Unit remains closed and has not resumed commercial production since that date. Management continues to consider this a temporary closure and has represented that it intends to recommence operations at the Unit once market conditions improve.

Management has performed an assessment of the recoverable amount of the Unit's related assets, having an aggregate carrying amount of Rs. 4,612.666 million Note 04, on the basis of fair value less costs of disposal, amounting to Rs. 5,097.213 million, as per an independent valuation report dated June 30, 2026 issued by M/S Harverster Services (Private) Limited. Based on this assessment, management has concluded that no impairment loss is required to be recognized as at the reporting date.

Separately, a portion of the Unit's warehouse space has been leased to a third party under a short term lease agreement during the year and has accordingly been classified as investment property, as more fully explained in Note 8.

## 52 CORRESPONDING FIGURES

Comparative information has been rearranged and reclassified, wherever necessary, for the purpose of better presentation and comparison. However, following major reclassification have been made in these financial statements.

| Note | Reclassification | | Purpose | Rupees |
|---|---|---|---|---|
| | From | To | | |
| 38 | Taxation | Levy | Better presentation | 85,371 |
| 13 | Advances - Considered good | Trade and other payables | Better presentation | 8,808,673 |

## 53 DATE OF AUTHORIZATION FOR ISSUE

These financial statements have been authorized for issue on 23rd September 2026 by the Board of Directors of the Company.

SHAIKH MUHAMMAD TANVEER
Chief Executive

FAISAL JAWED
Director

AHSAN NAZIR KHAWAJA
Chief Financial Officer

شعبہ انتظامیہ کو اس حوالے سے معقول یقین دہانی فراہم کرتا ہے کہ اندرونی کنٹرولز مؤثر طریقے سے اور مقررہ طریقہ کار کے مطابق کام کر رہے ہیں۔ یہ شعبہ کنٹرولز کی کارکردگی اور لاگت کی مؤثریت بہتر بنانے کے مواقع کی نشاندہی بھی کرتا ہے، موجودہ نظام اور طریقہ کار میں موجود کمزوریوں کو اجاگر کرتا ہے اور مجموعی کنٹرول کے ماحول کو مزید مضبوط بنانے کے لیے مناسب اصلاحی اقدامات کی سفارش کرتا ہے۔

## آڈیٹرز

موجودہ بیرونی محاسب میسرز نوید ظفر اشفاق جعفری اینڈ کمپنی، چارٹرڈ اکاؤنٹنٹس، نے 30 جون 2026 کو ختم ہونے والے مالی سال کے لئے سالانہ آڈٹ مکمل کیا اور کلین آڈٹ رپورٹ جاری کی ہے۔ محاسب کمپنی کے سالانہ اجلاس عام کے اختتام پر ریٹائر ہو جائیں گے اور انہوں نے اہل ہونے کی بناء پر دوبارہ تقرری کے لئے خود کو پیش کیا ہے۔ آڈٹ کمیٹی کی تجویز کے مطابق، بورڈ نے 30 جون 2027 کو اختتام پذیر ہونے والے سال کے لئے کمپنی کے آڈیٹرز کے طور پر اُن کی تقرری کی سفارش کی ہے۔

## نمونہء حصص داری

رپورٹنگ فریم ورک کے تقاضوں کے مطابق 30 جون 2026 تک نمونہء حصص داری کی تفصیل اس رپورٹ کے ساتھ باقاعدہ طور پر منسلک کر دی گئی ہے۔

## ویب پر موجودگی

موجودہ مالی سال کے دوران کمپنی کے جاری کردہ مالیاتی گوشوارے، جن میں سابقہ سالانہ، ششماہی اور/ یا سہ ماہی رپورٹس شامل ہیں، کمپنی کی ویب سائٹ www.dingroup.com پر کمپنی کے سرمایہ کاروں اور حصص یافتگان کی معلومات کے لیے دستیاب ہیں۔

## اظہار تشکر

بورڈ آف ڈائریکٹرز اپنے معزز حصص یافتگان، صارفین اور سپلائرز کی جانب سے مسلسل اعتماد اور تعاون پر دل سے شکریہ ادا کرتے ہیں۔ بورڈ کمپنی کے تمام شعبوں اور سطحوں پر کام کرنے والے ملازمین کی محنت، لگن اور فرض شناسی کو بھی قدر کی نگاہ سے دیکھتا ہے، جن کی پیشہ ورانہ صلاحیتوں اور ثابت قدمی نے کمپنی کی ترقی اور کارکردگی کو برقرار رکھنے میں اہم کردار ادا کیا ہے۔ ہم ریگولیٹری اداروں، مالیاتی اداروں اور دیگر تمام اسٹیک ہولڈرز کی جانب سے فراہم کردہ رہنمائی اور تعاون کے بھی شکر گزار ہیں اور آئندہ برسوں میں بھی ان کے مسلسل تعاون کے منتظر ہیں۔

منجانب بورڈ آف ڈائریکٹرز

**شیخ محمد تنویر**
چیف ایگزیکٹو

**فیصل جاوید**
ڈائریکٹر

آڈٹ کمیٹی بورڈ کو پیش کرنے اور اشاعت سے قبل سہ ماہی، ششماہی اور سالانہ مالیاتی گوشواروں کا جائزہ لیتی ہے۔ چیف فنانشل آفیسر (CFO)، سربراہ اندرونی آڈٹ اور بیرونی آڈیٹرز ان اجلاسوں میں شرکت کرتے ہیں جہاں اکاؤنٹس اور آڈٹ سے متعلق امور زیرِ بحث آتے ہیں۔ آڈٹ کمیٹی اندرونی آڈٹ کی رپورٹس اور نتائج کا بھی جائزہ لیتی ہے اور کارپوریٹ گورننس کوڈ کے تقاضوں کے مطابق ضرورت کے مطابق اندرونی آڈٹ اور بیرونی آڈٹ کے نمائندگان کے ساتھ علیحدہ اجلاس بھی کرتی ہے۔ آڈٹ کمیٹی نے CFO اور سربراہ اندرونی آڈٹ کی عدم موجودگی میں بیرونی آڈیٹرز کے ساتھ بھی ایک اجلاس منعقد کیا۔ متعلقہ فریقوں کے ساتھ لین دین بھی بورڈ کی منظوری سے قبل آڈٹ کمیٹی کے سامنے پیش کیے جاتے ہیں۔

## پائیداری اور CSR

کمپنی ماحولیاتی ذمہ داری اور سماجی جوابدہی کی اہمیت کو تسلیم کرتے ہوئے پائیداری اور CSR کے لیے پُرعزم ہے۔ ہم نے اپنے ماحولیاتی اثرات کو کم کرنے اور معاشرے کی بہتری میں حصہ ڈالنے کے لیے مختلف اقدامات کیے ہیں، بشمول:

- ہمارے کاربن فوٹ پرنٹ کو کم کرنے کے لیے توانائی کے مؤثر آپریشنز اور قابل تجدید توانائی کا انضمام
- ماحول پر ہمارے اثرات کو کم کرنے کے لیے پانی کے تحفظ اور فضلہ کے انتظام کے اقدامات
- مقامی کمیونٹیز کی مدد کے لیے کمیونٹی ڈویلپمنٹ پروگرام اور تعلیمی اقدامات
- فلاح و بہبود کو فروغ دینے کے لیے ملازمین اور کمیونٹی کی صحت اور تندرستی کے پروگرام

## ہیومن ریسورس مینجمنٹ

کمپنی کاروباری کامیابی کو آگے بڑھانے میں انسانی سرمائے کی اہمیت کو تسلیم کرتی ہے۔ ہم نے ذہانت کو راغب کرنے، برقرار رکھنے اور ترقی دینے کے لیے مختلف اقدامات کیے ہیں، بشمول:

- ملازمین کے لیے ان کی مہارتوں اور علم کو بڑھانے کے لیے تربیت اور ترقی کے پروگرام
- کارکردگی پر مبنی معاوضہ اور ملازمین کو ان کے تعاون کے بدلے انعام دینے کے فوائد
- ملازمین کی مصروفیت اور فیڈ بیک میکانزم اس بات کو یقینی بنانے کے لیے کہ ملازمین کی آراء سنی جاتی ہیں۔

## اخلاقیات اور کاروباری طریقوں کا بیان۔

بورڈ نے اخلاقیات اور کاروباری طریقۂ کار کا بیان تیار کر کے جاری کیا ہے، جس پر کمپنی کے ہر ڈائریکٹر اور ملازم نے دستخط کیے ہیں۔ یہ دستخط اس امر کی تصدیق کرتے ہیں کہ وہ کمپنی کے ساتھ یا کمپنی کی جانب سے کیے جانے والے تمام معاملات میں مطلوبہ ضابطۂ اخلاق اور طرزِ عمل کے معیارات کو سمجھتے ہیں اور ان کی پابندی کے لیے پُرعزم ہیں۔

## کوڈ آف کارپوریٹ گورننس کی تعمیل کا بیان

کمپنی SECP کی جانب سے مقرر کردہ کارپوریٹ گورننس کے اصولوں کی سختی سے پابندی کرتی ہے اور تمام مقررہ تقاضوں پر عمل درآمد یقینی بناتی ہے۔ ان تقاضوں کی تفصیلات لسٹڈ کمپنیز (کوڈ آف کارپوریٹ گورننس) ریگولیشنز، 2019 کے ساتھ مطابقت کے بیان میں درج کی گئی ہیں، جس کا آڈیٹرز نے باقاعدہ جائزہ لیا ہے اور اسے اس سالانہ رپورٹ کے ساتھ منسلک کیا گیا ہے۔

## بعد از رپورٹنگ مدت کے واقعات

مالی سال کے اختتام اور اس رپورٹ کی تاریخ کے درمیان کمپنی کی مالیاتی پوزیشن کو متاثر کرنے والی کوئی اہم تبدیلی یا مالی ذمہ داری سامنے نہیں آئی۔

# ہیومن ریسورس اینڈ ریمنریشن کمیٹی

سال کے دوران ہیومن ریسورس اینڈ ریمنریشن کمیٹی کا ایک (1) اجلاس منعقد ہوا۔ ہر ایک رکن کی حاضری مندرجہ ذیل ہے:

| نمبر شمار | ڈائریکٹرز کے نام | عہدہ | اجلاس میں حاضری کی تعداد |
|---|---|---|---|
| 1 | جناب علی فاروق | چیئرمین/آزاد ڈائریکٹر | 01 |
| 2 | جناب فیصل جاوید | نان ایگزیکٹو ڈائریکٹر | 01 |
| 3 | جناب شیخ محمد رافع | ایگزیکٹو ڈائریکٹر | 01 |

ان ڈائریکٹرز کو غیر حاضری کی رخصت دی گئی جو بورڈ اور اس کی کمیٹی کے اجلاسوں میں شرکت نہیں کر سکتے تھے۔

## ڈائریکٹرز کے معاوضے

کمپنی نے ہر ڈائریکٹر کے معاوضہ کے حوالے سے ایک باقاعدہ پالیسی وضع کر رکھی ہے۔ اس پالیسی کے مطابق نان ایگزیکٹو ڈائریکٹرز کو بورڈ اور اس کی کمیٹیوں کے اجلاسوں میں شرکت کی ڈائریکٹرز فیس کے علاوہ کوئی معاوضہ ادا نہیں کیا جاتا۔

## ڈائریکٹرز کا تربیتی پروگرام

بورڈ کے ڈائریکٹرز CCG ریگولیشنز، 2019 کے تقاضوں کے مطابق اپنے فرائض اور ذمہ داریوں سے بخوبی آگاہ ہیں۔ ہمارے تمام ڈائریکٹرز، بشمول چیف ایگزیکٹو آفیسر، یا تو ڈائریکٹرز ٹریننگ پروگرام کے تحت تربیتی سرٹیفکیٹ حاصل کر چکے ہیں یا اپنے تجربے کی بنیاد پر ڈائریکٹرز ٹریننگ پروگرام سے مستثنیٰ ہیں۔ کمپنی سیکریٹری کی جانب سے باقاعدہ دستاویزات اور بریفنگز، نیز اندرونی اور بیرونی مشیروں کی جانب سے دی جانے والی پریزنٹیشنز کے ذریعے بورڈ کو قانونی، ضابطہ جاتی اور کارپوریٹ گورننس سے متعلق امور سے مسلسل آگاہ رکھا جاتا ہے۔ ڈائریکٹرز کارپوریٹ گورننس کے اصولوں کی پاسداری اور کمپنی کو اسٹریٹجک سمت فراہم کرنے کے ذمہ دار ہیں۔ آپ کی کمپنی اس امر کو یقینی بناتی ہے کہ پورا بورڈ ادارے کے مشن اور کارپوریٹ گورننس کے تقاضوں سے ہم آہنگ ہو۔

## ڈیٹ/قرضوں کی واپس ادائیگیاں

کمپنی نے نقدی کے بہاؤ کے مؤثر انتظام کے لیے ایک جامع حکمتِ عملی نافذ کر رکھی ہے، جس کے تحت نقدی کی آمد و رفت کا باقاعدگی سے تخمینہ لگایا جاتا ہے اور اس کی کڑی نگرانی کی جاتی ہے۔ یہ جامع طریقہ کار کمپنی کو اپنی مالی ذمہ داریوں کی بروقت ادائیگی یقینی بنانے اور بدلتے ہوئے مالیاتی چیلنجز کے مقابلے میں مالی استحکام برقرار رکھنے میں مدد دیتا ہے۔ اس حکمتِ عملی کے تحت انتظامیہ متوازن مالیاتی ذرائع برقرار رکھنے اور مؤثر مالیاتی انتظامات کے ذریعے قرض لینے کی لاگت کو کم سے کم رکھنے کے لیے مسلسل اقدامات کر رہی ہے۔ کمپنی کا اپنی مالی ذمہ داریاں بروقت پوری کرنے کا مضبوط ریکارڈ ہے اور قرضوں کی ادائیگی میں نادہندگی کی کوئی سابقہ مثال نہیں، حتیٰ کہ موجودہ سال کے دوران بھی کمپنی نے اپنی تمام قرضہ جاتی ذمہ داریاں بروقت پوری کی ہیں۔

## اندرونی مالیاتی کنٹرولز کی کفایت

دین ٹیکسٹائل میں ایک آزاد اندرونی آڈٹ کا شعبہ موجود ہے، جو کمپنی کے کارپوریٹ گورننس کے نظام کا ایک اہم اور مؤثر حصہ ہے۔ اندرونی آڈٹ کا

# ہیومن ریسورس اینڈ ریمنریشن کمیٹی

| | | |
|---|---|---|
| 1 | جناب علی فاروق | چیئر پرسن |
| 2 | جناب فیصل جاوید | رکن |
| 3 | شیخ محمد رافع | رکن |

## بورڈ اور اس کی کمیٹیوں کے اجلاس

## بورڈ آف ڈائریکٹرز

زیرِ جائزہ سال کے دوران بورڈ آف ڈائریکٹرز کے چار ((4 اجلاس منعقد ہوئے۔ ہر ایک ڈائریکٹر کی طرف سے اجلاسوں میں حاضریوں کی تعداد مندرجہ ذیل ہے:

| نمبر شمار | نام ڈائریکٹرز | عہدہ | اجلاس میں حاضری کی تعداد |
|---|---|---|---|
| 1 | شیخ محمد جاوید | چیئرمین/ نان ایگزیکٹو ڈائریکٹر | 04 |
| 2 | شیخ محمد پرویز | (نان ایگزیکٹو ڈائریکٹر) | 04 |
| 3 | شیخ محمد تنویر | چیف ایگزیکٹو آفیسر/ ایگزیکٹو ڈائریکٹر | 02 |
| 4 | شیخ محمد نوید | ایگزیکٹو ڈائریکٹر | 04 |
| 5 | جناب فیصل جاوید | نان ایگزیکٹو ڈائریکٹر | 04 |
| 6 | جناب شیخ محمد رافع | ایگزیکٹو ڈائریکٹر | 04 |
| 7 | جناب احتشام مقبول الٰہی | آزاد ڈائریکٹر | 03 |
| 8 | جناب علی فاروق | آزاد ڈائریکٹر | 04 |
| 9 | محترمہ فرح آغا | آزاد ڈائریکٹر | 04 |

# آڈٹ کمیٹی

سال کے دوران آڈٹ کمیٹی کے چار ((4 اجلاس منعقد ہوئے۔ ہر ایک رکن کی حاضری مندرجہ ذیل ہے:

| نمبر شمار | ڈائریکٹرز کے نام | عہدہ | اجلاس میں حاضری کی تعداد |
|---|---|---|---|
| 1 | جناب احتشام مقبول الٰہی | چیئرمین/ آزاد ڈائریکٹر | 03 |
| 2 | شیخ محمد پرویز | نان ایگزیکٹو ڈائریکٹر | 03 |
| 3 | جناب فیصل جاوید | نان ایگزیکٹو ڈائریکٹر | 04 |

کمپنی کے کاروبار کی نوعیت میں کوئی مادی تبدیلی نہیں آئی ہے اور نہ ہی مالی سال کے اختتام اور اس رپورٹ کی تاریخ کے درمیان اس کی مالی حالت کو متاثر کرنے والے کوئی اہم وعدے ہوئے ہیں۔

## بورڈ کی تشکیل

بورڈ آف ڈائریکٹرز نو ممبران پر مشتمل ہے، جس کا ڈھانچہ لسٹڈ کمپنیز (کوڈ آف کارپوریٹ گورننس) ریگولیشنز، 2019 کے مطابق مضبوط کارپوریٹ گورننس کو یقینی بنانے کے لیے بنایا گیا ہے۔ یہ کمپوزیشن مہارت، تجربہ اور آزادی کے توازن اور صنفی تنوع سے وابستگی کی بھی عکاسی کرتی ہے۔

30 جون 2026 تک ڈائریکٹرز کی کل تعداد نو ((9، درج ذیل کے مطابق ہے:

**ڈائریکٹرز کی کل تعداد**

| | |
|---|---|
| مرد | 08 |
| خاتون | 01 |

**بورڈ کی تشکیل مندرجہ ذیل ہے:**

| پارٹیکلرز | تعداد | ڈائریکٹرز کے نام |
|---|---|---|
| a) آزاد ڈائریکٹرز | 02 | جناب احتشام مقبول الٰہی<br>جناب علی فاروق |
| b) ایگزیکٹو ڈائریکٹرز | 03 | جناب شیخ محمد تنویر<br>جناب شیخ محمد نوید<br>جناب شیخ محمد رافع |
| c) دیگر نان ایگزیکٹو ڈائریکٹرز | 03 | جناب شیخ محمد جاوید<br>جناب شیخ محمد پرویز<br>جناب فیصل جاوید |
| d) خاتون آزاد ڈائریکٹر | 01 | محترمہ فرح آغا |

**بورڈ کی کمیٹیاں**

بورڈ کی دو اہم کمیٹیاں ہیں:

## آڈٹ کمیٹی

| | | |
|---|---|---|
| 1 | جناب احتشام مقبول الٰہی | چیئرپرسن |
| 2 | شیخ محمد پرویز | رکن |
| 3 | جناب فیصل جاوید | رکن |

## اہم خطرات اور غیر یقینی صورتحال

بورڈ کمپنی کے گورننس اور اندرونی کنٹرول کے نظام کے ذریعے کمپنی کو درپیش اہم خطرات کی نگرانی کرتا ہے۔ انتظامیہ اہم خطرات کے وقوع پذیر ہونے کے امکانات اور ان کے ممکنہ اثرات کا جائزہ لیتی ہے اور اہم معاملات سے بورڈ اور اس کی کمیٹیوں کو آگاہ کرتی ہے۔ اہم خطرات میں درج ذیل شامل ہیں:

- کپاس کی فراہمی اور قیمتوں سے متعلق خطرہ، جو موسمی حالات، ملکی فصل کی دستیابی اور درآمدی کپاس پر انحصار کے باعث پیدا ہوسکتا ہے۔
- توانائی کی لاگت اور دستیابی سے متعلق خطرہ، جس میں بجلی اور گیس کے نرخوں میں تبدیلی اور فراہمی میں تعطل شامل ہیں۔
- مالیاتی اور نقدی کی دستیابی سے متعلق خطرہ، جو قرضوں کی سطح، شرحِ سود، قرضوں کی دوبارہ فنانسنگ کی ضروریات اور ورکنگ کیپیٹل کی ضروریات سے پیدا ہوسکتا ہے۔
- صارفین سے متعلق کریڈٹ رسک، خصوصاً ملکی کاروبار سے حاصل ہونے والی قابلِ وصول رقوم کے حوالے سے۔
- جغرافیائی و سیاسی کشیدگی کے باعث برآمدی فروخت پر دباؤ اور عالمی کساد بازاری کے اثرات کے نتیجے میں طلب میں کمی کا خطرہ۔
- ریگولیٹری اور ٹیکس سے متعلق خطرات، جن میں برآمدی اسکیموں، سیلز ٹیکس، انکم ٹیکس، لیویز اور ریفنڈ کے طریقہ کار میں تبدیلیاں شامل ہیں۔
- آپریشنل، ٹیکنالوجی اور سائبر خطرات، جن میں پلانٹ کی سرگرمیوں میں تعطل، نظام کی خرابی، ڈیٹا کا ضائع ہونا اور غیر مجاز رسائی شامل ہیں۔
- ماحولیاتی اور موسمیاتی خطرات، جن میں پانی کی دستیابی، شدید موسمی حالات، اخراج سے متعلق تقاضے اور خریداروں کی بدلتی ہوئی توقعات شامل ہیں۔

## رسک مینجمنٹ

کمپنی ان خطرات کا انتظام منظور شدہ پالیسیوں، تفویض کردہ اختیارات کی مقررہ حدود، انشورنس انتظامات، کریڈٹ کنٹرولز، نقدی کے بہاؤ کے تخمینوں، انوینٹری کی منصوبہ بندی، پیشگی دیکھ بھال اور انتظامیہ کی جانب سے باقاعدہ رپورٹس کے ذریعے کرتی ہے۔ اندرونی آڈٹ خطرات کی بنیاد پر تیار کردہ منصوبے کے مطابق کام کرتا ہے اور اپنے نتائج آڈٹ کمیٹی کو پیش کرتا ہے۔ بورڈ رسک مینجمنٹ اور اندرونی کنٹرول کے انتظامات کی مؤثریت کا جائزہ لیتا ہے اور جہاں ضروری ہو وہاں اصلاحی اقدامات کی ہدایت کرتا ہے۔

## مستقبل کا منظر نامہ

کمپنی نئے مالی سال میں آپریشنز سے نقدی پیدا کرنے کی بہتر صلاحیت اور کم قرضوں کے ساتھ داخل ہو رہی ہے، تاہم طلب، توانائی کی لاگت، کپاس کی قیمتیں، ٹیکس اور علاقائی تجارتی رکاوٹیں بدستور اہم غیر یقینی عوامل ہیں۔ انتظامیہ خریداری میں نظم و ضبط، پیداواری صلاحیت کے بہتر استعمال، مصنوعات کے محتاط انتخاب اور ورکنگ کیپیٹل کے مزید مؤثر انتظام کے ذریعے منافع کی شرح کو برقرار رکھنے کی کوشش جاری رکھے گی۔ کمپنی مؤثر مشینری، قابلِ تجدید توانائی اور ویلیو ایڈڈ آپریشنز میں سرمایہ کاری کے مواقع کا بھی جائزہ لیتی رہے گی، جہاں متوقع منافع سرمایہ کاری کے لیے درکار سرمائے کا جواز فراہم کرتا ہو۔ سرمایہ کاری کا وقت اور حجم مارکیٹ کی طلب، مالیاتی استعداد اور کمپنی کی نقدی کی دستیابی کو مدنظر رکھتے ہوئے طے کیا جائے گا۔

## متعلقہ فریقین کے ساتھ لین دین

متعلقہ فریقوں کے ساتھ لین دین تجارتی بنیادوں پر کیا جاتا ہے اور اس کی تفصیلات باقاعدگی سے بورڈ کی آڈٹ کمیٹی کے سامنے جائزے اور بورڈ کو منظوری کی سفارش کے لیے پیش کی جاتی ہیں۔ بورڈ کے ارکان کا متعلقہ فریقوں کے ساتھ لین دین میں کسی بھی قسم کا مفاد ہو تو اس سے کمپنی کو آگاہ کیا جاتا ہے۔ متعلقہ فریقوں کے ساتھ لین دین کی تفصیلات 30 جون 2026 کو ختم ہونے والے سال کے لیے کمپنی کے مالیاتی گوشواروں کے نوٹس میں درج کی گئی ہیں۔

**مادی تبدیلیاں اور وعدے۔**

مالیاتی اخراجات میں 932.0 ملین روپے کی نمایاں کمی ہوئی اور یہ کم ہوکر 2.11 بلین روپے رہ گئے، جس کی بنیادی وجہ قرضوں میں کمی اور مالیاتی حالات میں بہتری تھی، جبکہ دیگر آمدنی بڑھ کر 246.1 ملین روپے ہوگئی۔ نتیجتاً، کمپنی نے واجبات اور ٹیکس سے قبل 1,058 ملین روپے کا منافع حاصل کیا، جبکہ گزشتہ سال 230.6 ملین روپے کا خسارہ ہوا تھا۔ 439.4 ملین روپے کے واجبات اور 515.4 ملین روپے کے ٹیکس کی کٹوتی کے بعد، کمپنی نے بعد از ٹیکس 103.6 ملین روپے کا منافع حاصل کیا، جبکہ 2025 میں 706.5 ملین روپے کا خسارہ ہوا تھا۔ اسی طرح فی حصص آمدنی بہتر ہوکر 1.97 روپے ہوگئی، جبکہ گزشتہ سال فی حصص 13.47 روپے کا خسارہ تھا۔

## چیئرمین کا جائزہ

کمپنی کے ڈائریکٹرز چیئرمین کے جائزہ کے مندرجات کی توثیق کرتے ہیں، جو کاروباری کارروائیوں، مارکیٹ کے نقطہ نظر، اور مستقبل کی نمو کے لیے اسٹریٹجک سرمایہ کاری کے منصوبوں کا ایک جامع تجزیہ فراہم کرتا ہے۔ یہ جائزہ اس رپورٹ کے ساتھ منسلک ہے۔

## منافع منقسمہ

اگرچہ کمپنی نے سال کے دوران دوبارہ منافع حاصل کیا، تاہم بورڈ کی رائے میں ٹیکسٹائل کی صنعت میں جاری غیر یقینی صورتحال کے پیش نظر دستیاب فنڈز کو ورکنگ کیپیٹل کی ضروریات پوری کرنے، مالیاتی ذمہ داریوں کی ادائیگی اور نقدی کی دستیابی برقرار رکھنے کے لیے کمپنی کے پاس رکھنا مناسب ہے۔ چنانچہ بورڈ آف ڈائریکٹرز نے 30 جون 2026 کو ختم ہونے والے سال کے لیے کسی منافعِ منقسمہ کی سفارش نہیں کی (2025 : صفر)۔ بورڈ کمپنی کے مستقبل کے منافع، نقدی کے بہاؤ، سرمائے کی ضروریات اور مجموعی مالیاتی پوزیشن کو مدنظر رکھتے ہوئے منافعِ منقسمہ کی پالیسی کا مسلسل جائزہ لیتا رہے گا۔

## نقدی کے بہاؤ کا انتظام

سال کے دوران انتظامیہ نے آپریشنل کارکردگی میں بہتری کو بہتر نقدی کے بہاؤ اور زیادہ متوازن مالیاتی پوزیشن میں تبدیل کرنے پر توجہ مرکوز رکھی۔ ورکنگ کیپیٹل کے منظم انتظام، وسائل کی محتاط تقسیم اور نقدی کی دستیابی کی باقاعدہ نگرانی کے نتیجے میں کمپنی نے آپریشنز سے 6.38 بلین روپے کی نقدی پیدا کی۔ مالیاتی اخراجات، ٹیکس اور ریٹائرمنٹ فوائد کی ادائیگی کے بعد آپریٹنگ سرگرمیوں سے خالص نقدی کا بہاؤ نمایاں طور پر بڑھ کر 3.60 بلین روپے ہوگیا، جو 2025 میں 788.4 ملین روپے تھا۔ نقدی کی اس بہتر پوزیشن نے کمپنی کو 766.6 ملین روپے کے سرمایہ جاتی اخراجات پورے کرنے کے ساتھ ساتھ قرض شدہ فنڈز پر انحصار کم کرنے کے قابل بنایا۔ جائیداد، پلانٹ اور آلات کی فروخت سے 664.5 ملین روپے حاصل ہوئے، جس کے نتیجے میں سرمایہ کاری کی سرگرمیوں میں استعمال ہونے والی خالص نقدی 228.4 ملین روپے رہی۔

انتظامیہ نے کمپنی کے مالیاتی ڈھانچے کو مزید مؤثر بنانے اور قرض لینے کی لاگت کو محدود رکھنے کے لیے بھی اقدامات جاری رکھے۔ طویل مدتی فنانسنگ میں 912.2 ملین روپے کی کمی ہوئی، جبکہ قلیل مدتی قرضوں میں 2.91 بلین روپے کی کمی کی گئی، جس کے نتیجے میں مالیاتی سرگرمیوں میں استعمال ہونے والی خالص نقدی 3.82 بلین روپے رہی۔ سال کے اختتام پر نقدی اور بینک بیلنس 428.9 ملین روپے تھا، جبکہ کرنٹ ریشو گزشتہ سال کے 0.98 گنا کے مقابلے میں بہتر ہو کر تقریباً 1.00 گنا ہوگیا۔ بورڈ مالیاتی استحکام برقرار رکھنے اور کمپنی کی آپریشنل ضروریات پوری کرنے کے لیے نقدی کی دستیابی، قرضوں کی میعاد، ورکنگ کیپیٹل کی ضروریات اور مالیاتی اخراجات کی کڑی نگرانی جاری رکھے گا۔

| منافع یا نقصان کا خلاصہ | 30 جون مختتمہ سال 2026 روپے '000' | 30 جون مختتمہ سال 2025 روپے '000' | موزوں / (غیر موزوں) |
|---|---|---|---|
| فروخت (خالص) | 33,089,927 | 40,118,921 | (17.52) |
| مجموعی منافع | 4,158,569 | 3,741,639 | 11.14 |
| تقسیم کے اخراجات | 626,507 | 645,051 | 2.87 |
| انتظامی اخراجات | 445,594 | 444,233 | (0.31) |
| دیگر آپریٹنگ اخراجات | 166,799 | 36,653 | (355.08) |
| مالی لاگت | 2,107,377 | 3,039,370 | 30.66 |
| دیگر آمدنی | 246,063 | 193,094 | 27.43 |
| انکم ٹیکس اور لیویز سے قبل نقصان | 1,058,355 | (230,575) | 559.01 |

## مالیاتی حیثیت

| بیانِ مالیاتی حیثیت | 30 جون 2026 | 30 جون 2025 |
|---|---|---|
| | روپے (ہزاروں میں) | |
| کل اثاثے | 34,591,605 | 34,497,146 |
| شیئر ہولڈرز کی ایکویٹی | 10,780,989 | 7,045,264 |
| ڈائریکٹرز اور اسپانسرز سے قرض | 1,000,000 | 1,000,000 |
| طویل مدتی فنانسنگ (بشمول موجودہ حصہ) | 7,164,595 | 8,076,789 |
| قلیل مدتی قرضہ جات | 10,998,697 | 13,908,326 |
| نقد رقم اور بینک بیلنس | 428,921 | 883,040 |
| موجودہ اثاثے (بشمول فروخت کے لیے رکھے گئے اثاثے) | 16,505,191 | 18,917,007 |
| موجودہ واجبات | 16,360,249 | 19,317,840 |

## آپریشنل کارکردگی

ہمیں یہ بتاتے ہوئے خوشی ہو رہی ہے کہ خالص فروخت میں 7.03 بلین روپے کی کمی کے باوجود، جو کم ہو کر 33.09 بلین روپے رہ گئی، کمپنی نے سال کے دوران آپریٹنگ کارکردگی میں نمایاں بہتری حاصل کی۔ مجموعی منافع 416.9 ملین روپے بڑھ کر 4.16 بلین روپے ہو گیا، جبکہ مجموعی منافع کی شرح گزشتہ سال کی 9.33 فیصد کے مقابلے میں بڑھ کر 12.57 فیصد ہو گئی۔ یہ بہتری فروخت کے کم حجم کے باوجود پیداواری لاگت کی بہتر وصولی اور آپریشنل کارکردگی میں اضافے کی عکاسی کرتی ہے۔ تقسیم کاری کے اخراجات میں 2.87 فیصد کمی ہوئی جبکہ انتظامی اخراجات مجموعی طور پر تقریباً مستحکم رہے، تاہم دیگر آپریٹنگ اخراجات 36.7 ملین روپے سے بڑھ کر 166.8 ملین روپے ہو گئے۔

# ڈائریکٹرز رپورٹ

ڈائریکٹرز کو اپنی انتالیسویں سالانہ رپورٹ، معہ 30 جون 2026 کو ختم ہونے والے سال کے لیے دین ٹیکسٹائل ملز لمیٹڈ کے آڈٹ شدہ مالیاتی گوشوارے اور ان پر آڈیٹرز کی رپورٹ پیش کرتے ہوئے خوشی محسوس ہو رہی ہے۔ یہ رپورٹ کمپنیز ایکٹ، 2017 کی دفعہ 227 اور لسٹڈ کمپنیز (کارپوریٹ گورننس کوڈ) ریگولیشنز، 2019 کے تقاضوں کے مطابق تیار کی گئی ہے۔

## جائزہ

دین ٹیکسٹائل ملز لمیٹڈ یارن، کپڑے اور بیڈنگ کی مصنوعات تیار اور فروخت کرتی ہے۔ کمپنی کے پیداواری یونٹس پنجاب کے شہروں پتوکی اور رائیونڈ میں واقع ہیں۔ سال کے دوران کمپنی نے ملکی اور برآمدی صارفین کو خدمات فراہم کرنے کے ساتھ ساتھ پیداواری کارکردگی بہتر بنانے، ورکنگ کیپیٹل کے مؤثر انتظام اور قرضوں کی لاگت کم کرنے پر اپنی توجہ برقرار رکھی۔ سال کے دوران کمپنی کے بنیادی کاروبار کی نوعیت میں کوئی تبدیلی نہیں آئی۔

## نفع یا نقصان کی تخصیصات

| | 30 جون 2026 | 30 جون 2025 |
|---|---|---|
| | روپے (ہزاروں میں) | |
| پچھلے سال سے منتقل شدہ غیر مختص منافع | 2,103,172 | 2,781,999 |
| کل مجموعی منافع/ (نقصان) برائے ایک سال | 110,562 | (706,683) |
| ری ویلیوایشن سرپلس کی منتقلی | - | 27,855 |
| آئندہ سال کے لیے منتقل شدہ غیر مختص منافع | 2,213,734 | 2,103,172 |
| فی حصص بنیادی اور معتدل آمدنی/ (نقصان) | 1.97 | (13.47) |

## معاشی اور صنعتی جائزہ

سال کے دوران ٹیکسٹائل کی صنعت کو ایک مشکل کاروباری ماحول کا سامنا رہا۔ خطے میں جاری تنازعات اور عالمی تجارتی حالات میں تبدیلیوں کے باعث مال برداری، انشورنس اور خام مال کی لاگت متاثر ہوئی۔ مقامی صنعت کاروں کو توانائی کے زیادہ نرخوں، ٹیکسوں کے دباؤ اور درآمد شدہ دھاگے سے سخت مسابقت کا بھی سامنا رہا۔ اگرچہ ملکی معیشت میں نسبتاً زیادہ استحکام کے آثار نمایاں ہوئے، تاہم کاروباری ماحول میں اب بھی لاگت پر محتاط کنٹرول اور نقد رقوم کے بہاؤ کے مؤثر انتظام کی ضرورت برقرار رہی۔ کپاس کی دستیابی اور قیمتیں پیداواری لاگت کے اہم عوامل میں شامل رہیں۔ مقامی پیداوار کو پورا کرنے کے لیے صنعت بدستور درآمدی کپاس پر انحصار کرتی رہی، جس کے باعث ٹیکسٹائل مینوفیکچررز کو عالمی منڈی میں قیمتوں، شرحِ مبادلہ اور لاجسٹکس کی لاگت میں اتار چڑھاؤ کا سامنا رہا۔ اس پس منظر میں کمپنی نے خریداری کے مؤثر نظم وضبط، پیداواری کارکردگی، مصنوعات کے بہتر امتزاج اور توانائی کے مؤثر انتظام پر توجہ مرکوز رکھی۔

## مالیاتی نتائج

کمپنی نے 2026 میں دوبارہ منافع حاصل کیا۔ اگرچہ خالص فروخت گزشتہ سال کے مقابلے میں کم رہی، تاہم مجموعی منافع کی بہتر شرح اور مالیاتی اخراجات میں نمایاں کمی کے باعث کمپنی نے بعد از ٹیکس 103.6 ملین روپے کا منافع درج کیا، جبکہ 2025 میں 706.5 ملین روپے کا خسارہ ہوا تھا۔

آخر میں، میں اپنے شیئر ہولڈرز کا شکریہ ادا کرتا ہوں کہ وہ دین ٹیکسٹائل ملز لمیٹڈ کے بورڈ اور انتظامیہ پر مسلسل اعتماد کا اظہار کرتے ہیں۔ بورڈ کمپنی کی ذمہ دارانہ نگرانی اور مضبوط گورننس، مالیاتی نظم وضبط اور واضح اسٹریٹجک سمت کے ذریعے پائیدار نمو کے حصول کے لیے بدستور پُرعزم ہے۔

منجانب بورڈ

شیخ محمد جاوید

چیئرمین

کراچی: 23 ستمبر 2026

بورڈ نے ویلیوایڈڈ آپریشنز کی ترقی اور پیداواری کارکردگی اور مصنوعات کے امتزاج کو بہتر بنانے کے اقدامات کی بھی مسلسل حمایت کی۔ مجموعی طور پر یہ اقدامات کمپنی کی لچک پذیری اور مسابقتی صلاحیت کو مضبوط بنانے پر بورڈ کی توجہ کی عکاسی کرتے ہیں، بجائے اس کے کہ صرف بیرونی معاشی حالات میں تبدیلیوں پر انحصار کیا جائے

بورڈ اس سے آگاہ ہے کہ اس کی ذمہ داری قلیل مدتی مالیاتی کارکردگی سے آگے بڑھ کر ہے۔ اس کا مسلسل مقصد کمپنی اور اس کے اسٹیک ہولڈرز کے طویل مدتی مفادات میں ترقی، منافع، مالیاتی احتیاط، رسک مینجمنٹ، پائیداری اور مضبوط کارپوریٹ گورننس کے درمیان مناسب توازن برقرار رکھنا ہے۔

بورڈ مطمئن ہے کہ سال کے دوران متعین کی گئی اسٹریٹجک سمت مستقبل کی کارکردگی کے لیے ایک مضبوط بنیاد فراہم کرتی ہے اور وہ اپنی نگرانی کی ذمہ داریاں محنت، احتیاط اور آزادانہ حیثیت کے ساتھ انجام دینے کے لیے پُرعزم ہے۔

## مستقبل کا منظر نامہ

ٹیکسٹائل کے شعبے کے لیے مستقبل کا منظر نامہ مواقع اور چیلنجز دونوں پیش کرتا ہے۔ مالیاتی حالات میں بہتری صنعت کے لیے کچھ معاونت فراہم کرتی ہے، جبکہ پاکستان کا قائم شدہ ٹیکسٹائل مینوفیکچرنگ بیس بین الاقوامی منڈیوں میں مسلسل مواقع فراہم کرتا ہے۔ تاہم، صنعت کو علاقائی سطح پر شدید مسابقت، توانائی کے اخراجات، کپاس کی دستیابی اور قیمتوں، شرحِ تبادلہ میں تبدیلیوں، ٹیکس اور ریگولیٹری تبدیلیوں اور عالمی طلب میں غیر یقینی صورتحال جیسے عوامل کا سامنا بدستور رہے گا۔

اس پس منظر میں، بورڈ کا خیال ہے کہ دین ٹیکسٹائل کے لیے مناسب راستہ یہ ہے کہ وہ ان شعبوں پر توجہ مرکوز رکھے جہاں پائیدار مسابقتی فوائد پیدا کیے جا سکتے ہیں۔ چنانچہ کمپنی آپریشنل کارکردگی، منظّم ورکنگ کیپیٹل مینجمنٹ، محتاط مالیاتی انتظام، توانائی کی کارکردگی، ویلیوایڈڈ مصنوعات کی ترقی، صارفین کے ساتھ تعلقات اور اپنی مینوفیکچرنگ صلاحیتوں کے بہتر استعمال کو ترجیح دیتی رہے گی۔

سال کے اختتام کے بعد منصوبہ بند سولر توسیع کی تکمیل اور آپریشنل سولر صلاحیت کو 12.6 میگاواٹ تک پہنچانا زیادہ مؤثر اور لچک پذیر توانائی کے نظام کے قیام کی جانب مزید پیش رفت کی نمائندگی کرتا ہے۔ بورڈ ایسی صورت میں کارکردگی بہتر بنانے اور قابلِ تجدید توانائی کے مزید مواقع کا جائزہ لیتا رہے گا جہاں وہ تجارتی اعتبار سے موزوں ہوں۔

مستقبل میں سرمایہ کاری سے متعلق فیصلوں کا جائزہ متوقع منافع، مارکیٹ کے حالات، مالیاتی ضروریات اور کمپنی کے طویل مدتی اسٹریٹجک مقاصد میں ان کے کردار کی بنیاد پر احتیاط سے لیا جاتا رہے گا۔ بورڈ کا خیال ہے کہ سال کے دوران حاصل ہونے والی پیش رفت ایک ایسی بنیاد فراہم کرتی ہے جس پر مزید بہتری کے عمل کو آگے بڑھایا جا سکتا ہے۔ مستقبل کی ترجیح اس پیش رفت کو منظّم اور مؤثر عمل درآمد کے ذریعے مستحکم کرنا اور آپریشنل بہتری کو پائیدار مالیاتی کارکردگی اور شیئر ہولڈرز کے لیے طویل مدتی قدر میں تبدیل کرنا ہے۔

## اظہارِ تشکر

بورڈ آف ڈائریکٹرز کی جانب سے، میں دین ٹیکسٹائل ملز لمیٹڈ کی انتظامیہ اور ملازمین کی سال کے دوران اُن کی وابستگی، پیشہ ورانہ صلاحیت اور خدمات پر دلی شکری ادا کرتا ہوں۔ اُن کی کاوشیں مشکل کاروباری ماحول سے نمٹنے اور کمپنی کو دوبارہ منافع بخش بنانے میں نہایت اہم ثابت ہوئی ہیں۔

میں اپنے ڈائریکٹرز کی قیمتی رہنمائی، تعمیری غور و فکر اور کمپنی کے معاملات کے لیے مسلسل وابستگی کو بھی سراہتا ہوں۔ ہم اپنے صارفین کے مسلسل اعتماد، اپنے سپلائرز اور کاروباری شراکت داروں کے تعاون اور اپنے مالیاتی اداروں کی مسلسل معاونت کے لیے شکر گزار ہیں۔

نمائندگی بھی شامل ہے۔اس امتزاج کے ذریعے متعلقہ صنعتی معلومات، کاروباری تجربہ، مالیاتی مہارت اور آزادانہ رائے کو یکجا کیا گیا۔

بورڈ ان معاملات میں فعال طور پر شامل رہا جن پر اس کی توجہ درکار تھی اور باخبر فیصلہ سازی میں معاونت کے لیے اسے مالیاتی، آپریشنل اور اسٹریٹجک معلومات فراہم کی جاتی رہیں۔اہم معاملات پر ان کے تجارتی، مالیاتی، ریگولیٹری اور رسک سے متعلق اثرات کو مدِنظر رکھتے ہوئے غور کیا گیا، جبکہ گورننس کے انتظامات نے بورڈ کی نگرانی کی ذمہ داریوں اور انتظامیہ کی ایگزیکٹو ذمہ داریوں کے درمیان مناسب امتیاز برقرار رکھا۔

آڈٹ کمیٹی نے مالیاتی رپورٹنگ، اندرونی اور بیرونی آڈٹ، اندرونی کنٹرولز اور متعلقہ فریقوں کے ساتھ لین دین کی نگرانی میں بورڈ کی معاونت جاری رکھی، جبکہ ہیومن ریسورس اور ریمنریشن کمیٹی نے انسانی وسائل کی پالیسیوں، تنظیمی ترقی اور معاوضوں سے متعلق اپنے دائرۂ کار میں آنے والے امور میں بورڈ کی معاونت جاری رکھی۔

بورڈ نے قابلِ اطلاق کارپوریٹ گورننس فریم ورک کے مطابق اپنی کارکردگی کے سالانہ جائزے کا طریقۂ کار بھی برقرار رکھا۔ جائزے کے عمل میں اس امر کو مدِنظر رکھا جاتا ہے کہ بورڈ اپنی بنیادی ذمہ داریاں کس حد تک مؤثر طریقے سے انجام دیتا ہے۔اس میں بورڈ کی تشکیل اور معیار، بورڈ کے فرائض، مالیاتی کارکردگی، قانونی ذمہ داریاں، کارپوریٹ گورننس، رسک مینجمنٹ، ہیومن ریسورس مینجمنٹ، تحقیق و ترقی اور کاروباری توسیع سے متعلق امور شامل ہیں۔ یہ شعبے کمپنی کی جانب سے تاریخی طور پر اختیار کیے جانے والے جائزے کے فریم ورک سے مطابقت رکھتے ہیں۔

سال کے دوران بورڈ نے کمپنی کے مقاصد کے حصول کے لیے بنیادی اہمیت رکھنے والے معاملات پر نگرانی اور رہنمائی جاری رکھی، جن میں مالیاتی کارکردگی، کاروباری حکمتِ عملی، ورکنگ کیپیٹل اور مالیاتی سہولیات، سرمایہ کی تخصیص، آپریشنل کارکردگی، قابلِ تجدید توانائی، رسک مینجمنٹ، گورننس اور ویلیو ایڈڈ آپریشنز کی ترقی شامل ہیں۔

بورڈ نے اپنی کمیٹیوں کی سرگرمیوں اور سفارشات کا بھی مسلسل جائزہ لیا اور ان معاملات میں انتظامیہ کے ساتھ فعال رابطہ برقرار رکھا جن میں اسٹریٹجک رہنمائی یا اصلاحی اقدامات درکار تھے۔سالانہ جائزے اور سال کے دوران بورڈ کی جانب سے اپنی ذمہ داریاں انجام دینے کے طریقۂ کار کی بنیاد پر، مجھے اطمینان ہے کہ بورڈ نے اپنا کردار مؤثر طریقے سے ادا کیا اور کمپنی کی گورننس، اسٹریٹجک سمت اور نگرانی میں مناسب طور پر فعال رہا۔

## کمپنی کے مقاصد کے حصول میں بورڈ کی مؤثریت

بورڈ کی مؤثریت کا حتمی اظہار اس کی اس صلاحیت سے ہوتا ہے کہ وہ رہنمائی فراہم کرے، مناسب نگرانی کرے اور اس کو یقینی بنائے کہ انتظامیہ کمپنی کے اسٹریٹجک اور مالیاتی مقاصد پر اپنی توجہ برقرار رکھے۔سال کے دوران بورڈ کی کاوشیں بنیادی طور پر منافع کی بحالی، آپریشنل کارکردگی میں بہتری، مالیاتی نظم و ضبط کو مضبوط بنانے اور کمپنی کو پائیدار بہتری کے لیے تیار کرنے پر مرکوز رہیں۔

گزشتہ سال ریکارڈ کیے گئے خسارے کے بعد دوبارہ منافع بخش ہونا ایک حوصلہ افزاء پیش رفت ہے۔تاہم، بورڈ اس امر کو تسلیم کرتا ہے کہ مالیاتی بحالی کو کاروبار کے بنیادی عوامل میں مسلسل بہتری سے تقویت ملنا ضروری ہے۔

سال کے دوران آپریشنل سولر صلاحیت میں اضافہ توانائی کی کارکردگی بہتر بنانے اور روایتی توانائی کی لاگت سے کمپنی کے انحصار کو کم کرنے کے مقصد کی جانب ٹھوس پیش رفت کی عکاسی کرتا ہے، جبکہ سال کے اختتام کے بعد منصوبہ بند توسیع کی تکمیل کے نتیجے میں مزید اضافہ اس اسٹریٹجک سمت کو مزید تقویت دیتا ہے۔

میں کمی اور مالی وسائل کے مناسب استعمال پر توجہ مرکوز رکھی۔

بورڈ نے کمپنی کی مالیاتی پوزیشن اور مالیاتی ضروریات کا باقاعدگی سے جائزہ لیا اور قرضوں کے محتاط انتظام کی ضرورت کو مدِنظر رکھا۔ اگرچہ سال کے دوران مالیاتی اخراجات میں کمی سے منافع پر نمایاں مثبت اثر پڑا، تاہم مالیاتی نظم وضبط برقرار رکھنا ایک اہم ترجیح ہے۔

سرمایہ جاتی اخراجات کی تجاویز کا جائزہ اسٹریٹجک اہمیت، آپریشنل ضرورت، متوقع مالیاتی منافع اور کمپنی کی مجموعی مالیاتی پوزیشن پر ان کے اثرات کے تناظر میں لیا جاتا رہا، جس میں خاص طور پر ایسی سرمایہ کاری پر زور دیا گیا جو آپریشنل کارکردگی بہتر بنانے، ساختی اخراجات کم کرنے اور کمپنی کی مسابقتی پوزیشن مضبوط بنانے میں معاون ہو۔

## رسک مینجمنٹ

بورڈ اس کو تسلیم کرتا ہے کہ مؤثر رسک مینجمنٹ کمپنی کی طویل مدتی پائیداری کے لیے ناگزیر ہے۔ سال کے دوران بورڈ اور اس کی کمیٹیوں نے کاروبار کو درپیش اہم خطرات کی نگرانی جاری رکھی، جن میں کپاس اور دیگر خام مال کی قیمتوں میں اتار چڑھاؤ، توانائی کی دستیابی اور لاگت، شرحِ تبادلہ میں تبدیلیاں، شرحِ سود، صارفین سے متعلق کریڈٹ رسک، مالیاتی اور لیکویڈیٹی کی ضروریات، ملکی اور بین الاقوامی منڈیوں میں مسابقت، ٹیکس اور ریگولیٹری تبدیلیاں، جغرافیائی سیاسی غیر یقینی صورتحال اور بین الاقوامی تجارت میں رکاوٹیں شامل ہیں۔

بورڈ نے انتظامیہ کی حوصلہ افزائی جاری رکھی کہ وہ اُبھرتے ہوئے خطرات کی ابتدائی مرحلے میں نشاندہی کرے اور حکمتِ عملی اور آپریشنل فیصلوں میں خطرات سے متعلق عوامل کو شامل کرے۔ توانائی سے متعلق خطرات پر خصوصی توجہ جاری رکھی گئی، جبکہ کمپنی کی سولر توانائی پیدا کرنے کی صلاحیت میں بتدریج توسیع ان اقدامات میں سے ایک ہے جو روایتی توانائی کی لاگت سے کمپنی کے انحصار کو کم کرنے اور مینوفیکچرنگ آپریشنز کی لچک پذیری بہتر بنانے کے لیے کیے گئے ہیں۔

## پائیداری اور ذمہ دارانہ کاروبار

بورڈ اس کو تسلیم کرتا ہے کہ ٹیکسٹائل مصنوعات تیار کرنے والے اداروں کی طویل مدتی مسابقتی صلاحیت کے لیے پائیداری سے متعلق امور کی اہمیت میں مسلسل اضافہ ہو رہا ہے۔ بین الاقوامی صارفین اور منڈیاں ذمہ دارانہ ذرائع سے خام مال کے حصول، توانائی کی کارکردگی، وسائل کے تحفظ، ماحولیاتی کارکردگی، کام کی جگہ کے طریقۂ کار اور ٹیکسٹائل سپلائی چین میں شفافیت پر مسلسل زیادہ زور دے رہی ہیں۔

قابلِ تجدید توانائی میں کمپنی کی مسلسل سرمایہ کاری اس کی پائیداری کی حکمتِ عملی کا ایک نمایاں جزو ہے۔ سال کے دوران آپریشنل سولر توانائی پیدا کرنے کی صلاحیت بڑھ کر 11.2 میگاواٹ ہوگئی، جبکہ رپورٹنگ کی تاریخ کے بعد منصوبہ بند توسیع کی تکمیل کے نتیجے میں کل آپریشنل صلاحیت مزید بڑھ کر 12.6 میگاواٹ ہوگئی۔

بورڈ کا نقطۂ نظر یہ ہے کہ پائیداری سے متعلق امور کو بنیادی کاروبار سے الگ سرگرمی سمجھنے کے بجائے تجارتی اور سرمایہ کاری سے متعلق فیصلوں میں شامل کیا جائے۔ چنانچہ قابلِ تجدید توانائی، وسائل کا مؤثر استعمال، ذمہ دارانہ پیداواری طریقۂ کار، کام کی جگہ پر حفاظت اور انسانی سرمائے کی ترقی کمپنی کے طویل مدتی قدر پیدا کرنے کے طریقۂ کار کے اہم اجزاء ہیں۔

## کارپوریٹ گورننس، بورڈ کی نگرانی اور جائزہ

بورڈ کمپنی بھر میں مؤثر گورننس فریم ورک برقرار رکھنے اور جواب دہی، شفافیت اور ذمہ دارانہ فیصلہ سازی کو فروغ دینے کے لیے پُرعزم رہا۔ سال کے دوران بورڈ کی تشکیل میں کوئی تبدیلی نہیں ہوئی۔ بورڈ کو ایگزیکٹو، نان ایگزیکٹو اور آزاد ڈائریکٹرز کی مناسب نمائندگی کے امتزاج سے مسلسل فائدہ حاصل رہا، جس میں خواتین کی

کارکردگی اور آمدنی کے معیار پر مسلسل توجہ دینا ضروری ہے۔

## حکمتِ عملی کی سمت اور آپریشنل کارکردگی

بورڈ نے کمپنی کی حکمتِ عملی کی ترجیحات کے حوالے سے رہنمائی فراہم کرنے کا سلسلہ جاری رکھا اور آپریشنل اور مالیاتی اہداف کے مقابلے میں انتظامیہ کی پیش رفت کا باقاعدگی سے جائزہ لیا۔ حکمتِ عملی کا بنیادی مرکز آپریشنل کارکردگی میں بہتری، ذمہ دارانہ سرمایہ کاری، ویلیو ایڈڈ آپریشنز، مینوفیکچرنگ صلاحیتوں کے بہتر استعمال اور ساختی آپریٹنگ اخراجات میں کمی کے اقدامات کے ذریعے کمپنی کی مسابقتی پوزیشن کو مضبوط بنانا رہا۔

توانائی کی لاگت پاکستان کی ٹیکسٹائل صنعت کو درپیش اہم ترین مشکلات میں سے ایک ہے، چنانچہ بورڈ نے قابلِ تجدید توانائی کی جانب کمپنی کی منتقلی کی مسلسل حمایت کی، جو کمپنی کی لاگت کی کارکردگی اور پائیداری کی حکمتِ عملی کا ایک اہم جزو ہے۔

مالی سال 2026 کے دوران کمپنی نے اپنی آپریشنل سولر صلاحیت میں 3.2 میگاواٹ کا اضافہ کیا، جس کے نتیجے میں کل آپریشنل سولر صلاحیت بڑھ کر 11.2 میگاواٹ ہوگئی۔ یہ توسیع روایتی توانائی کے ذرائع پر انحصار کم کرنے اور کمپنی کے توانائی کے امتزاج کی لچک پذیری بہتر بنانے کی جانب ایک نمایاں پیش رفت تھی۔

سال کے اختتام کے بعد کمپنی نے منصوبہ بند سولر توسیع کا بقیہ حصہ کامیابی سے مکمل کر کے اسے آپریشنل کر دیا اور، جیسا کہ 21 اگست 2026 کو پاکستان اسٹاک ایکسچینج کو مطلع کیا گیا، کل آپریشنل سولر صلاحیت مزید بڑھ کر 12.6 میگاواٹ ہوگئی۔

قابلِ تجدید توانائی میں بتدریج سرمایہ کاری، لاگت کی کارکردگی، ذمہ دارانہ سرمایہ کاری اور زیادہ آپریشنل لچک پذیری کے ذریعے کاروباری کارکردگی بہتر بنانے کے وسیع تر طریقہ کار کی عکاسی کرتی ہے۔

## ویلیو ایڈڈ آپریشنز اور کاروباری ترقی

بورڈ نے کمپنی کی طویل مدتی حکمتِ عملی کے ایک حصے کے طور پر ویلیو ایڈڈ ٹیکسٹائل آپریشنز کی ترقی کی حوصلہ افزائی جاری رکھی۔ بورڈ اس کو مدِنظر رکھتا ہے کہ ٹیکسٹائل کی صنعت صارفین کی بدلتی ہوئی ضروریات، مصنوعات کے مختصر ہوتے دورانیے، پائیداری سے متعلق تقاضوں اور مربوط مینوفیکچرنگ صلاحیتوں کی بڑھتی ہوئی طلب سے تیزی سے متاثر ہو رہی ہے۔

اس پس منظر میں، ویلیو ایڈڈ مصنوعات میں بڑھتی ہوئی شرکت کمپنی کی آمدنی کی بنیاد کو متنوع بنانے، صارفین کے ساتھ تعلقات مضبوط کرنے اور ٹیکسٹائل ویلیو چین میں زیادہ حصہ حاصل کرنے کا موقع فراہم کرتی ہے۔

چنانچہ بورڈ نے مصنوعات کے امتزاج کو بہتر بنانے، مارکیٹ کے مواقع پیدا کرنے اور صارفین کی بدلتی ہوئی ضروریات کے مطابق ردِعمل دینے کی کمپنی کی صلاحیت مضبوط بنانے کے لیے انتظامیہ کی کوششوں کی حمایت جاری رکھی۔ تاہم، سرمایہ کاری اور توسیع سے متعلق فیصلوں کا جائزہ متوقع منافع، مارکیٹ کے حالات، مالیاتی اثرات اور کمپنی کے اسٹریٹجک مقاصد میں ان کے کردار کو مدِنظر رکھتے ہوئے لیا جاتا رہا۔

## مالیاتی نگرانی اور سرمایہ کا انتظام

بورڈ نے پورے سال کمپنی کے مالیاتی ڈھانچے، لیکویڈیٹی، ورکنگ کیپیٹل کی ضروریات اور سرمایہ جاتی اخراجات کی کڑی نگرانی جاری رکھی۔ حالیہ برسوں کے تجربے نے ترقی اور مالیاتی لچک پذیری کے درمیان مناسب توازن برقرار رکھنے کی اہمیت کو مزید اُجاگر کیا ہے، چنانچہ انتظامیہ نے ورکنگ کیپیٹل کے مؤثر انتظام، مالیاتی اخراجات

# چیئرمین کا جائزہ

دین ٹیکسٹائل ملز لمیٹڈ کے بورڈ آف ڈائریکٹرز کے چیئرمین کی حیثیت سے، مجھے 30 جون 2026 کو ختم ہونے والے سال کے دوران بورڈ کی مجموعی کارکردگی اور کمپنی کے مقاصد کے حصول میں اس کے کردار کی مؤثریت کا جائزہ پیش کرتے ہوئے خوشی ہو رہی ہے۔

زیرِ جائزہ سال استحکام اور بحالی کا سال رہا۔ گزشتہ سال کی مشکل صورتحال کے بعد، بورڈ نے منافع بحال کرنے، مالیاتی نظم وضبط کو مضبوط بنانے، آپریشنل کارکردگی بہتر بنانے اور کمپنی کو پائیدار نمو کے لیے تیار کرنے پر اپنی توجہ مرکوز رکھی۔ بورڈ نے حکمتِ عملی کی سمت متعین کرنے، کارکردگی کی نگرانی، اہم خطرات کی نگرانی اور کمپنی اور اس کے اسٹیک ہولڈرز کے طویل مدتی مفادات کے تحفظ کے لیے فعال کردار ادا کیا۔

## معاشی اور صنعتی ماحول

سال کے دوران ٹیکسٹائل کی صنعت کو مسلسل مشکل حالات کا سامنا رہا۔ مقامی مینوفیکچررز کو بلند توانائی کے اخراجات، کپاس اور دیگر خام مال کی قیمتوں میں اتار چڑھاؤ، شرحِ تبادلہ میں تبدیلیوں اور علاقائی ٹیکسٹائل پیدا کرنے والے ممالک کی جانب سے شدید مسابقت کا سامنا رہا، جبکہ بین الاقوامی طلب وسیع تر معاشی اور جغرافیائی سیاسی پیش رفت کے حوالے سے حساس رہی۔ دوسری جانب، ملکی شرحِ سود میں کمی نے ان کاروباری اداروں کو کچھ ریلیف فراہم کیا جنہیں ورکنگ کیپیٹل اور مالیاتی سہولیات کی نمایاں ضروریات کا سامنا تھا۔ یہ پیش رفت ٹیکسٹائل کی صنعت کے لیے خاص طور پر اہم تھی، جہاں گزشتہ ادوار کے دوران مالیاتی اخراجات منافع پر ایک بڑی رکاوٹ بن گئے تھے۔

اس ماحول میں بورڈ نے ان عوامل پر توجہ مرکوز رکھی جو کمپنی کے اختیار میں تھے اور انتظامیہ کی حوصلہ افزائی کی کہ وہ مالیاتی نظم وضبط برقرار رکھے، مینوفیکچرنگ کی کارکردگی بہتر بنائے، ورکنگ کیپیٹل کو مؤثر بنائے، صارفین کے ساتھ تعلقات مضبوط کرے اور ایسے اقدامات پر عمل درآمد کرے جو کمپنی کے طویل مدتی لاگت کے ڈھانچے کو بہتر بنانے میں معاون ثابت ہوں۔

## مالیاتی کارکردگی

کمپنی کی مالیاتی کارکردگی میں سال کے دوران بہتری آئی اور کمپنی دوبارہ منافع بخش حیثیت میں آ گئی۔ سال کے دوران خالص فروخت تقریباً 33.09 بلین روپے رہی، جبکہ مجموعی منافع بڑھ کر تقریباً 4.16 بلین روپے ہو گیا، جو گزشتہ سال 3.74 بلین روپے تھا، حالانکہ آمدنی کی بنیاد نسبتاً کم رہی۔ اس کے نتیجے میں مجموعی منافع کے مارجن میں بہتری آئی، جو سال کے دوران بہتر آپریٹنگ معاشیات کی عکاسی کرتی ہے۔

مالیاتی اخراجات میں بھی نمایاں بہتری ریکارڈ کی گئی، جو گزشتہ سال کے 3.04 بلین روپے کے مقابلے میں کم ہو کر تقریباً 2.11 بلین روپے رہ گئے۔ مالیاتی بوجھ میں کمی اور بنیادی آپریشنل کارکردگی میں بہتری نے کمپنی کے دوبارہ منافع بخش ہونے میں نمایاں کردار ادا کیا۔

چنانچہ کمپنی نے محصولات اور ٹیکس سے قبل تقریباً 1,058.36 ملین روپے کا منافع ریکارڈ کیا، جبکہ گزشتہ سال 230.57 ملین روپے کا محصولات اور ٹیکس سے قبل خسارہ ریکارڈ کیا گیا تھا۔ ٹیکس کے بعد منافع تقریباً 103.55 ملین روپے رہا، جبکہ گزشتہ سال ٹیکس کے بعد 706.50 ملین روپے کا خسارہ تھا۔ فی حصص آمدنی بھی فی حصص 13.47 روپے کے خسارے سے بہتر ہو کر فی حصص 1.97 روپے ہو گئی۔

سال کی کل جامع آمدنی تقریباً 110.56 ملین روپے رہی، جس میں اسٹاف کے ریٹائرمنٹ فوائد کی دوبارہ پیمائش کا اثر بھی شامل ہے۔ بورڈ کمپنی کے دوبارہ منافع بخش ہونے کو ایک مثبت پیش رفت سمجھتا ہے؛ تاہم، وہ آگاہ ہے کہ پائیدار مالیاتی کارکردگی کے لیے آپریٹنگ مارجنز، مالیاتی ضروریات، ورکنگ کیپیٹل کی

۴۔ کمپنیز ایکٹ 2017 کی دفعہ 119 اور کمپنیز (جنرل پروویژنز اینڈ فارمز) ریگولیشنز، 2018 کے ریگولیشن 19 کے مطابق تمام فزیکل شیئر ہولڈرز کو مشورہ دیا جاتا ہے کہ وہ اپنی لازمی معلومات جیسے کہ CNIC نمبر، پتہ، ای میل ایڈریس، رابطہ موبائل/ ٹیلی فون نمبر، بین الاقوامی بینک اکاؤنٹ نمبر (IBAN) وغیرہ ہمارے شیئر رجسٹرار کو ان کے درج ذیل پتے پر فوری طور پر فراہم کریں تاکہ قانون کی عدم تعمیل یا مستقبل میں کسی بھی قسم کی تکلیف سے بچا جا سکے۔
سی ڈی سی شیئر رجسٹرار سروسز لمیٹڈ، سی ڈی سی ہاؤس، 99-بی، بلاک-بی، ایس ایم سی ایچ ایس، مین شاہراہ فیصل، کراچی-74000 ٹیلی فون ٹال فری: 0800-23275، ای میل: info@cdcsrsl.com، ویب سائٹ: www.cdcsrsl.com

۵۔ حصص داران کی سہولت کیلئے ''معیاری درخواست فارم'' برائے سالانہ نظر ثانی شدہ مالی حسابات کمپنی کی ویب سائٹ پر دستیاب ہے۔

۶۔ ممبران کمپنیز (پوسٹل بیلٹ ریگولیشنز، 208) کے سیکشن 143-145 کے تقاضوں سے مشروط اپنے ووٹ کا حق پوسٹل بیلٹ یعنی ڈاک کے ذریعے یا الیکٹرانک موڈ کے ذریعے استعمال کر سکتے ہیں۔

۷۔ ممبران ویڈیو کانفرنس کی سہولت بھی حاصل کر سکتے ہیں، اس سلسلے میں، براہِ کرم درج ذیل فارم کو پُر کریں اور سالانہ اجلاس عام کے انعقاد سے سات (7) دن پہلے کمپنی کے صدر دفتر میں جمع کرائیں۔ اگر کمپنی کو ویڈیو کانفرنس کے ذریعے اجلاس میں شرکت کرنے کے لیے، جغرافیائی محل وقوع پر رہائش پذیر 10% یا اس سے زیادہ شیئر ہولڈنگ ممبران کے رضامندی فارم اجلاس کی تاریخ سے کم از کم سات (7) دن پہلے موصول ہوتے ہیں تو کمپنی اس شہر میں اس طرح کی سہولت کی دستیابی سے مشروط ویڈیو کانفرنس کی سہولت کا انتظام کرے گی۔

میں/ہم _____ ساکن _____ بحیثیت رکن دین ٹیکسٹائل ملز لمیٹڈ بمطابق رجسٹرڈ فولیو/سی ڈی سی انویسٹر/ ذیلی اکاؤنٹ نمبر _____ مالک _____ عام حصص _____

بذریعہ ہذا _____ پر ویڈیو کانفرنس کی سہولت کا انتخاب کرتا ہوں/کرتے ہیں۔

# دین ٹیکسٹائل ملز لمیٹڈ

## اطلاع 39 واں سالانہ اجلاسِ عام

بذریعہ ہذا مطلع کیا جاتا ہے کہ کمپنی کا 39 واں سالانہ اجلاس 23 اکتوبر 2026ء بروز جمعہ دن 12:30 بجے موتیا ہال، کلب روڈ، موون پک ہوٹل، کراچی 75530 میں منعقد ہوگا۔

## عام امور

۱۔ کمپنی کے سالانہ اجلاسِ عام منعقدہ 24 اکتوبر 2025ء کی کاروائی کی توثیق۔

۲۔ 30 جون 2026ء کو اختتام پذیر مالی سال کیلئے کمپنی کے سالانہ آڈٹ شدہ مالیاتی گوشوارے بمعہ ڈائریکٹرز و آڈیٹرز رپورٹ کی وصولی، غور اور منظوری۔ کمپنیز ایکٹ 2017 کے سیکشن 223 کے مطابق اور S.R.O. 389(1)/2023 مورخہ 21 مارچ 2023ء تحت کمپنی کے مالیاتی گوشوارے کمپنی کی ویب سائٹ پر اپ لوڈ کر دئے گئے ہیں جنہیں نوٹس میں ویب لنک اور QR کوڈ سے ڈاؤن لوڈ کیا جاسکتا ہے۔

https://dingroup.com/v2/annual-reports/

۳۔ آڈیٹران کا تقرر اور ان کا مشاہرہ مقرر کرنا۔

۴۔ صاحب صدر کی اجازت سے کسی دیگر امر پر کاروائی۔

سالانہ اکاؤنٹ 2026 کیلئے QR کوڈ سکین کریں۔

حسب الحکم بورڈ

**عمیر احمد قریشی**

کمپنی سیکرٹری

کراچی

مورخہ 23 ستمبر 2026ء

### نوٹ:

۱۔ کمپنی کی شیئر ز ٹرانسفر بکس 17 اکتوبر تا 23 اکتوبر، 2026ء (بشمول دونوں ایام) بند رہیں گی۔

۲۔ سالانہ اجلاسِ عام میں بولنے، شرکت اور ووٹ دینے کا اہل ممبر اپنی بجائے کسی دوسرے ممبر کو شرکت اور ووٹ دینے کے لئے اپنا پراکسی مقرر کرسکتا/ سکتی ہے۔ پراکسی تاکہ موثر ہوسکے، کمپنی کو اجلاس کے وقت سے کم از کم 48 گھنٹے قبل لازماً وصول ہو جانی چاہیے۔

۳۔ ممبران جن کے شیئر ز سینٹرل ڈیپازٹری کمپنی آف پاکستان لمیٹڈ کے پاس داخل کرائے ہیں، اپنے زیر عمل کمپیوٹرائزڈ قومی شناختی کارڈ ہمراہ پارٹیسپنٹ ID نمبر اور سینٹرل ڈیپازٹری کمپنی آف پاکستان لمیٹڈ میں اپنے اکاؤنٹ نمبر سالانہ اجلاس عام کے وقت شناخت کو آسان بنانے کیلئے ساتھ لائیں۔ پراکسی کی صورت میں پراکسی کے شناختی کارڈ، اکاؤنٹ اور پارٹیسپنٹ ID نمبر کی تصدیق شدہ نقل منسلک کی جائے۔ کارپوریٹ انٹیٹی کی صورت میں بورڈ آف ڈائریکٹرز، قرارداد/ مختار نامہ بمعہ نامزد کے نمونہ دستخط اجلاس کے وقت پیش کیے جائیں گے۔ (تاوقتیکہ یہ پہلے مہیا نہ کئے گئے ہوں)

www.jamapunji.pk

Jama Punji

سرمایہ کاری سمجھداری کے ساتھ

# Be aware, Be alert, Be safe

## Learn about investing at www.jamapunji.pk

**Key features:**

- Licensed Entities Verification
- Scam meter*
- Jamapunji games*
- Tax credit calculator*
- Company Verification
- Insurance & Investment Checklist
- FAQs Answered
- Stock trading simulator (based on live feed from KSE)
- Knowledge center
- Risk profiler*
- Financial calculator
- Subscription to Alerts (event notifications, corporate and regulatory actions)
- Jamapunji application for mobile device
- Online Quizzes

jamapunji.pk @jamapunji_pk

Jama Punji is an Investor Education Initiative of Securities and Exchange Commission of Pakistan

*Mobile apps are also available for download for android and ios devices

جمع پونجی

سرمایہ کاری سمجھداری کے ساتھ

www.jamapunji.pk

jamapunji.pk

@jamapunji_pk

# سرمایہ کاری کی آگاہی کے لیے انقلابی اقدام

## جہاں رہیئے، آگاہ رہیئے

SECP کی جانب سے پیش ہے "جمع پونجی" ایک ایسا ویب پورٹل جو آپکو سرمایہ کاری سے متعلق ہر قسم کی معلومات فراہم کرتا ہے، تا کہ آپ ایک اچھی سرمایہ کاری کا فیصلہ کرسکیں۔ جمع پونجی میوچل فنڈز، پنشن فنڈز، اسلامک فنانسنگ، کیپٹل مارکیٹ، لیزنگ کمپنیز اور انوسٹمنٹ بنک وغیرہ میں سرمایہ کاری سے متعلق آپکے سوالات کے جوابات فراہم کرتا ہے اور ساتھ ہی آن لائن ٹولز کے ذریعے کھیل ہی کھیل میں منافع بخش سرمایہ کاری کے سلسلے میں آپکو رہنمائی بھی فراہم کرتا ہے۔

**کھیل ہی کھیل میں سیکھیں سرمایہ کاری کا ہنر**

مفت آن لائن ٹولز:

- سکیم میٹر
- مارک ٹریڈنگ
- رسک پروفائلر
- نالج سینٹر
- کیلکولیٹر
- نیوز لیٹر سبسکرپشن

Jama Punji is an Investor Education Initiative of Securities and Exchange Commission of Pakistan.

# DIN TEXTILE MILLS LIMITED
# PROXY FORM

Folio No._____ CDC Participant ID No. _____ Account No. _____

I / We _____

of _____ being

a member(s) of **DIN TEXTILE MILLS LIMITED** holding of_____

Ordinary Shares hereby appoint Mr. / Mrs. / Miss. _____ of _____

Share Register Folio/CDC ID & Account No. _____ or

Mr. / Mrs. / Miss. _____ of _____

Share Register Folio/CDC ID & Account No. _____

is also a member of **DIN TEXTILE MILLS LIMITED**, as my proxy vote for me on my / our behalf at the Thirty Ninth Annual General Meeting of the Company to be held on October 23, 2026 and at any adjournment thereof.

Signed this _____ day of _____ 2026

Witnesses:

1. Signature: _____
   Name: _____
   Address: _____
   CNIC N0: _____

2. Signature: _____
   Name: _____
   Address: _____
   CNIC No: _____

Revenue Stamp of
Rs. 5.00/-

To be signed by the above named shareholder

**NOTICE:**

1. This Proxy Form, duly completed and signed, must be received at the Registered Office of the Company, not less than 48 hours before the time of holding the meeting. A proxy must be a member of the Company.
2. The Proxy Form shall be witnessed by two persons whose names, addresses and CNIC numbers shall be mentioned on the form.
3. Attested copies of CNIC of the appointer and the proxy-holder shall be furnished with the Proxy Form.
4. The proxy-holder shall produce his/her original CNIC at the time of the meeting.
5. In case of corporate entity, the Board of Directors' resolution / Power of Attorney with specimen signature shall be submitted along with Proxy Form.

# دین ٹیکسٹائل ملز لمیٹڈ

## پراکسی فارم (مختار نامہ)

فولیو نمبر _____ سی ڈی سی پارٹیسپنٹ آئی ڈی نمبر _____ اکاؤنٹ نمبر _____

میں/ہم _____

ساکن _____

بحیثیت رکن دین ٹیکسٹائل ملز لمیٹڈ حامل _____ عمومی شیئرز بذریعہ ہذا محترم/محترمہ _____

ساکن _____

شیئر رجسٹر فولیو/سی ڈی سی ID اور اکاؤنٹ نمبر _____

یا اسکی غیر موجودگی میں محترم/محترمہ _____ ساکن _____

شیئر رجسٹر فولیو/سی ڈی سی ID اور اکاؤنٹ نمبر _____ جو دین ٹیکسٹائل ملز لمیٹڈ کا رکن بھی ہے،

کو اپنے/ ہمارے ایماء پر 23 اکتوبر 2026ء کو منعقد ہونے والے کمپنی کے 39 واں سالانہ اجلاس عام میں اپنا/ ہمارا بطور مختار (پراکسی) مقرر کرتا ہوں/کرتے ہیں۔

آج بروز _____ بتاریخ _____ 2026ء کو میرے/ ہمارے دستخط سے گواہوں کی تصدیق سے جاری ہوا۔

## گواہان

1۔ دستخط: _____

نام: _____

پتہ: _____

_____

کمپیوٹرائزڈ قومی شناختی کارڈ نمبر: _____

2 دستخط: _____

نام: _____

پتہ: _____

_____

کمپیوٹرائزڈ قومی شناختی کارڈ نمبر: _____

-/5.00 روپے کا رسیدی ٹکٹ

بالا نامی شیئر ہولڈر کی طرف سے دستخط شدہ ہونا چاہئے

## اہم نوٹ:

1۔ پراکسی فارم، باقاعدہ مکمل اور دستخط شدہ، کمپنی کے رجسٹرڈ دفتر میں اجلاس منعقد ہونے کے وقت سے کم از کم 48 (اڑتالیس) گھنٹے قبل کمپنی کے رجسٹرڈ دفتر میں لازماً وصول ہو جانا چاہئے۔ پراکسی کو کمپنی کا رکن ہونا ضروری ہے۔

2۔ پراکسی فارم دو افراد کی طرف سے گواہی شدہ ہونا چاہئے جن کے نام، پتے اور CNIC نمبرز فارم پر درج ہونگے۔

3۔ تقرر کنندہ اور پراکسی ہولڈر کے CNIC کی مصدقہ نقول، پراکسی فارم کے ہمراہ جمع کرانا ہونگی۔

4۔ پراکسی ہولڈر اجلاس کے وقت اپنا اصل CNIC مہیا کرے گا۔

5۔ بصورت کارپوریٹ اینٹٹی، بورڈ کی قرارداد/مختار نامہ معہ نمونہ دستخط پراکسی فارم کے ہمراہ جمع کرانا ہوگا۔

**UNDER POSTAL CERTIFICATE**

**PRINTED MATTER**
**BOOK POST**

*If undelivered please return to:*


## Din Textile Mills Ltd.

Din House, 35-A/1, Lalazar Area, Opp. Beach Luxury Hotel,
P.O. Box No. 4696, Karachi-74000, Pakistan.

(92-21) 35610001-3

(92-21) 35610009, 35610455

textile@dingroup.com


Last Leaf Communication. 0321 2 83 83 83